

HearthMaster™

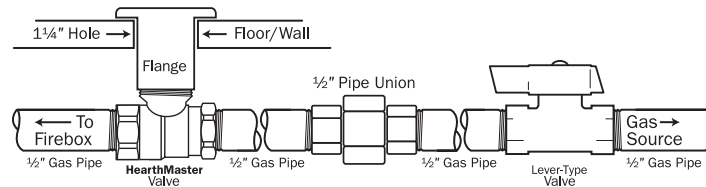
Log Lighter Kit Installation Instructions

Installation Notes

- Always follow ALL local building & plumbing codes during installation.
- Use only black gas pipe, and secure piping every five feet or less.
- Remove any debris from male and female threads before connecting.
- Always use a pipe joint compound or P.T.F.E. pipe thread tape on all connections to seal threads.

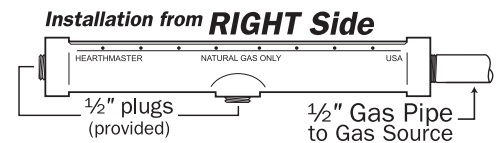
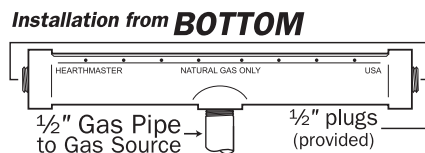
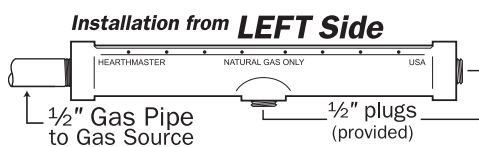
Log Lighter Valve

1. Turn off the gas line to the firebox, or if necessary, the main gas line.
 2. Determine which side of the firebox the valve will be installed. Drill a 1¼" hole for the flange and valve.
 3. Run ½" gas pipe from the valve, and extend approximately 3½" into the firebox, if coming from the side, or 1½" if coming from below. Cap off firebox stub with threaded ½" cap.
 4. Run ½" gas pipe from the gas source to a ½" lever-type ball valve. (this valve is not the same as a HearthMaster valve)
 5. Run ½" gas pipe from the lever-type ball valve to a ½" gas pipe union.
 6. Run ½" gas pipe from the HearthMaster valve to the union, and thread union together.
- Test all new connections with a liquid leak detector.



Log Lighter Bar - FOR NATURAL GAS ONLY

1. Turn off the gas line to the firebox, or if necessary, the main gas line.
 2. Center log lighter bar in firebox, directly under flue or chimney. Remove stub out cap or old log lighter bar, if necessary.
 3. Connect log lighter bar to gas supply using ½" nom. black gas pipe. (as shown)
 4. Seal unused ½" FIP gas inlets with threaded plugs provided.
- Test all new connections with a liquid leak detector.



Log Lighter Ignition

1. Make sure log lighter valve is completely turned off. Make sure chimney damper or flue is open.
2. Arrange wood loosely on log grate above log lighter bar.
3. Crumple paper and place under log lighter bar. Light paper.
4. Turn log lighter valve on until bar ignites.
5. Adjust log lighter valve until desired flame setting is reached.
6. Turn log lighter valve off after logs have started to burn.

WARNING:

HearthMaster Log Lighter BARS are for use with NATURAL GAS ONLY

1-800-821-3944 • www.siouxchief.com

