



Installation Instructions

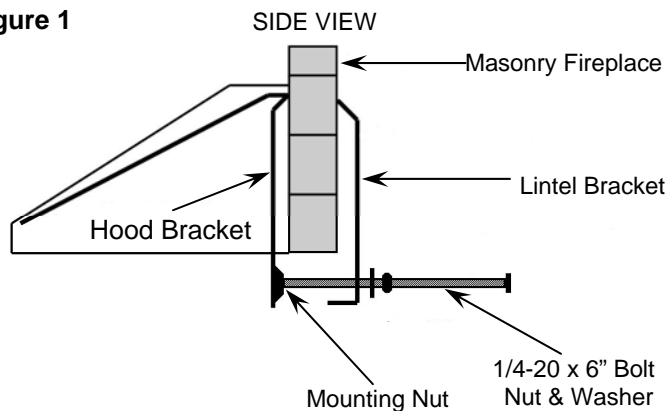
Stoll Fireplace Hoods

PARTS INCLUDED FOR INSTALLATION:

1 ea. Fireplace Hood	1 ea. Hardware Kit with brackets and fasteners
1 ea. Hood Bracket	

INSTALLATION ON A MASONRY FIREPLACE

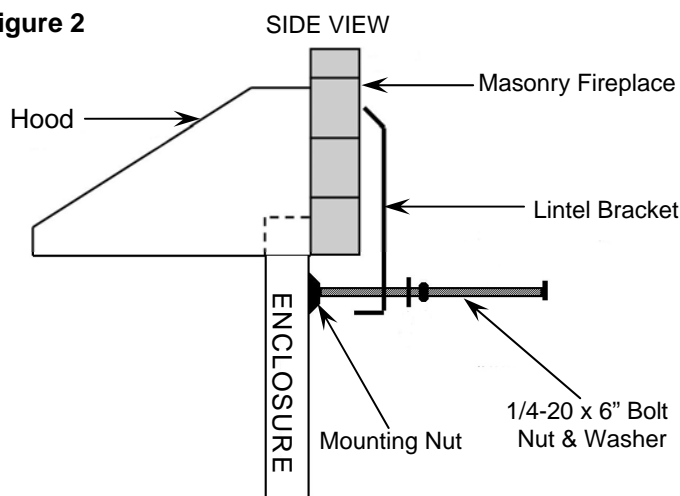
Figure 1



- Insert the Hood Bracket into the Fireplace Hood.
- Assemble the Lintel Clamps by threading a nut onto each 6" long threaded bolt, add a flat washer, and then a Lintel Bracket.
- Thread the 6" long 1/4-20 threaded bolts into the mounting nuts welded on the Hood Bracket and tighten.
- Center and level the Fireplace Hood above the fireplace opening.
- Rotate the Lintel Clamps up toward the top of the fireplace to grip the lintel.
- Secure the Fireplace Hood to the fireplace face by tightening both nuts snugly. Don't over-tighten.

INSTALLATION WITH A STOLL FIREPLACE ENCLOSURE

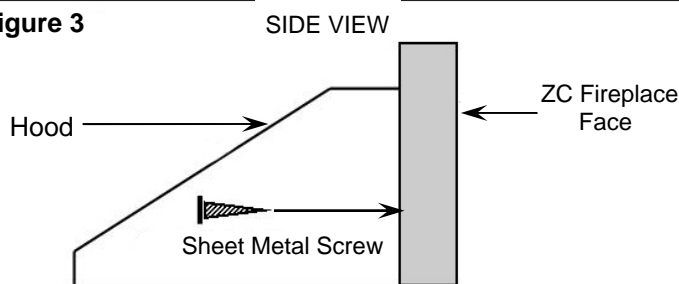
Figure 2



- Center the Fireplace Hood over the fireplace enclosure.
- The back of the Fireplace Hood fits between the fireplace enclosure and the face of the fireplace.
- Follow the installation instructions for attaching the Fireplace Enclosure to the fireplace.
 - The pressure of the fireplace enclosure against the fireplace will hold the Fireplace Hood in place.
 - Ensure that there is adequate clearance under the Fireplace Hood for the fireplace enclosure doors and screens to operate freely

INSTALLATION ON A MANUFACTURED (ZC) FIREPLACE

Figure 3



- Drill two $\frac{5}{32}$ " holes in the back side of the Fireplace Hood approximately 3" to 6" from each end.
 - Use three or more holes on wider Fireplaces.
- Center and level the Hood above the firebox.
- Mark the position of the holes on the fireplace and drill $\frac{3}{32}$ " pilot holes in the fireplace sheet metal.

NOTE: Running the sheet metal screws in-and-out of the pilot holes will make the next step easier.
- Insert the $\frac{1}{8}$ " sheet metal screws through back of the Fireplace Hood and into the pilot holes.
 - An offset screwdriver may be needed.

Five Year Limited Warranty for Fireplace Hoods

Stoll Fireplace, Inc. warrants its Fireplace Hoods to be free from defects in materials or workmanship, under normal use and conditions of service, for a period of five (5) years, subject to the limitations outlined below. This warranty is non-transferable and is extended exclusively for the benefit of the original purchaser beginning on the original date of retail sale. Stoll Fireplace, Inc. will, at its option, repair or replace any part that fails due to a defect in materials or workmanship at no charge (exclusive of freight) subject to the limitations of this warranty.

This warranty covers repair or replacement of parts only and applies exclusively to products purchased for consumer use. This warranty does not cover damage caused by transportation and/or handling or which results from alteration, accident, misuse, abuse, or improper installation. It also makes no warranty as to maximum temperature and stresses which may cause discoloration of metal finishes, and/or distortion of metal parts.

This warranty constitutes the entire warranty with respect to Stoll Fireplace, Inc. and/or its products. Stoll Fireplace, Inc. shall not be liable for consequential or indirect damages which are caused by defects in its product, by its repair or replacement. Stoll Fireplace, Inc. makes no other warranty, expressed or implied, including any warranty of merchantability, or warranty of fitness for a particular purpose. Implied warranties of merchantability and fitness for a particular purpose which may arise under state law are also limited in duration to five years from the original purchase of this product. Some states do not allow such limitations, in which case this limitation may not apply. The consumer may have other rights that vary from state to state.

•—————•
If, during the warranty period, a product covered under this warranty proves to be defective in material or workmanship, a claim for warranty service should be made through your authorized Stoll Fireplace Dealer. Proof of purchase will be required. The authorized dealer will procure replacement parts and/or contact Stoll Fireplace, Inc. if additional service is deemed necessary.

If you have questions about your product or the terms of your warranty please contact:
Stoll Fireplace, Inc.; 153 Hwy 201; Abbeville, SC 29620

When applying for warranty replacement, or ordering replacement parts, always specify the type of product, the color, and the width. Describe the damaged or defective part in detail. Please provide digital pictures if possible.