

LENNOX HEARTH PRODUCTS**Service Replacement Parts List****T150C (FS)****T150C & 14M33****MODEL YEARS: 1993 - 2003**

ITEM NO	PART NO	DESCRIPTION
Door Parts		
**	H1807	Clip, Glass (for door, order 10. for side windows order 2 for each window)
2	C15220	Door Assembly, Cast, Rev. C (fits models with *SN>12741. handle Included)
2	15220	Door Assembly, Cast, Rev. T (fits models with *SN<12741. handle Included)
**	27M83	Gasket Kit, 1/2" Medium Rope, Door (6' of 18074) *
**	27M81	Gasket Kit, Door & Side Window Glass (10' of 10580. Self adhesive) replaces lytherm gasket on side glass, 26M83 & 18199
**	H1858	Glass, Door 9 5/8 x 14 1/4", Rev. C (fits models w/ *SN>12741. gasket not included)
**	18242	Glass, Door 9 9/16 x 14 1/2", Rev. T (fits models w/ *SN<12741. gasket not included)
**	18256	Glass, Side 3 x 9 3/4", Rev. T (fits models w/ *SN<12741. gasket not included)
**	18281	Glass, Side 3 x 9 5/8", Rev. C (fits models w/ *SN>12741. gasket not included)
3	26M80	Handle Assembly, 10400, Rev. C and Rev. T
15	H5065	Hinge Pin, Threaded 1/4-20 ☒ (* approx. SN<11701 & SN=12190-15112)
15	H5065	Hinge Pin, Threaded 5/16"-18 (* approx. SN=11701-12189 & SN>15113)
**	H0981	Torque Plate (latch 10362) longer latch can be subbed, 37038
Module Assembly Parts		
**	26M67	Module, Draft Control, T100-CM, Rev. C and Rev. T
Room Air Blower Parts		
8	H1859	Dial -A- Temp (rheostat / blower speed control)
14	26M22	Power Cord, 02071
6	14M36	Blower Assembly, Room Air, T120 (includes Dial-A-Temp)
**	H1802	Blower Motor Assembly (w/o outer louvered housing and power cord)
**	N/A	Stove Stat, 18840 (automates blower / heat sensor kit) 14M21
Heat Shield Parts		
**	29108	Shield, Bottom Heat, Rev. C (*SN>12741)
13	29110	Shield, Rear Heat, Rev. C (*SN>12741)
Miscellaneous Parts		
**	28M07	Gasket, 1/4" Rope 4' cut into strips and place under marble to create a slight air space (also used as gasket under flue outlet/stack assembly)
**	28M09	Gasket, 1/2" x 8", Body, 15042
4a	8076	Handle Bypass, Spring Coil, Rev. C ☒ (*SN>12741)
4a	H3469	Handle Bypass, Spring Coil, Rev. T ☒ (*SN<12741)
**	26M25	Leg Set (4 ea. of T152)
10	14M34	Marble Set, Gray, MS102 (gasket for marble not included - use:rope gasket strips, [1/4"] 28M07, under marble to create a slight air space), OBSOLETE - LIMITED QUANTITIES AVAILABLE
**	28M07	Gasket, 1/4" rope (gasket to elevate marble to create an air space reducing heat transfer to marble)
**	70K99	Paint, Metallic Black, 12 oz Spray Can, 76-141MB (#6309)
9	H0310	Probe, Catalytic Temperature, Z-SC-107
**	26M78	Top, Stove, 2-Bolt, Rev. C, CT100-1 (*SN>12741)
12	T150-6	Stand-Off Set, Rear (set of four 2" Stand-Offs) - Threaded bolts which hold back heat shield
12	T150-9	Stand-Off Set, Bottom (set of four 1 1/2" Stand-Offs) - Threaded bolts which hold bottom heat shield
Firebox Parts		
**	Z-SC-103	Combustor, 5 x 3 1/2" (set of 2. includes gasket)
1	FB-1	Firebrick, 9 x 4 1/4" (order 9 if set is needed) ♦
**	14155	Gasket, Interam 1/8" (for combustor. order 2)
11	26M79	Housing, Combustor, Rev. C, CT100-8 (*SN>12741. also requires 28M09 gasket kit)

** = No picture

*SN Stove serial number range, parts are compatible with:

> = greater than # indicated, < = less than # indicated, - = numbers within range

☒ Units with serial number 13007 to 13108 will require tapping the hole to 1/4"-20 UNC.

① Use high temperature silicone as adhesive.

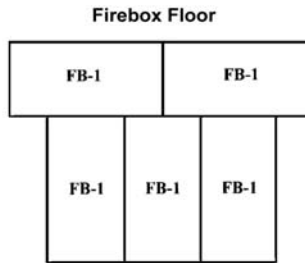

*For problem seals, substitute 5/8" Gasket - P/N 15164 (order by the foot)

◆Firebrick Diagram

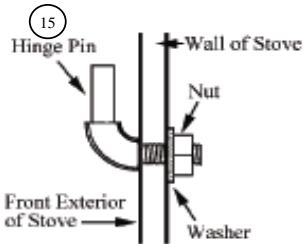
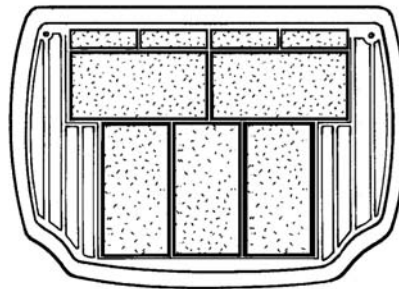
All firebrick are 1 ¼" thick. Units which have original brick that measures 8 5/8 x 4 1/4 x 1 3/16" should purchase a set (either back or floor) to achieve proper brick alignment when installed

1 FIREBRICK (1 ¼" thick)

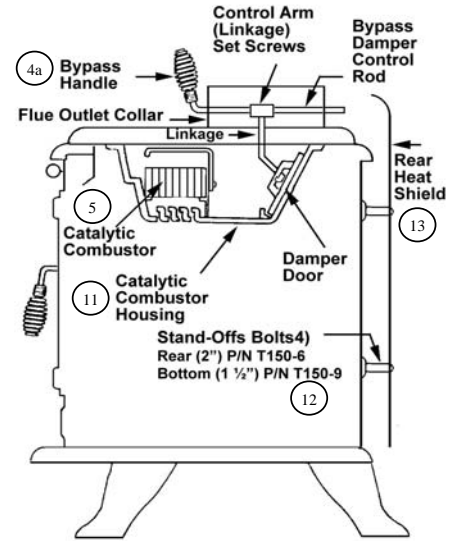
Part	Qty	Dimensions
FB-1	9	9 x 4 ¼" Regular



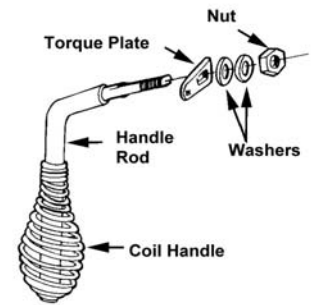
Top View Showing Brick Installed



CATALYTIC COMBUSTOR System Components



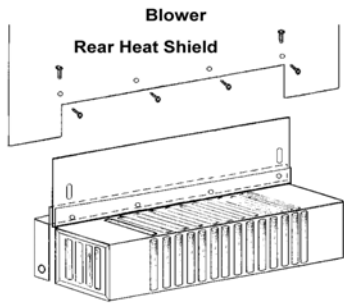
3 Handle Assembly (Cat. No. 26M80)



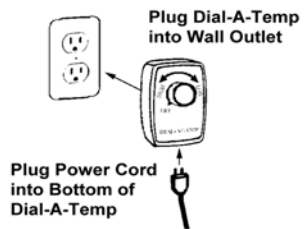
6

Blower Kit (BK-T15)

A Blower Kit (includes rheostat [Dial-A-Temp] for variable speed control) is available for increased heat circulation.



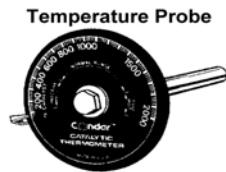
Variable Speed Control, Dial-A-Temp



8

TEMPERATURE PROBE (TP-FS)

Optional marble cannot be used when temperature probe is used.

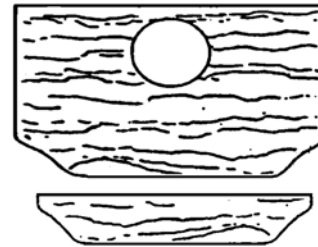


9

10

Marble Set

Available in Green (MKT15-GRN). or Gray (MKT15-GRY).



14

