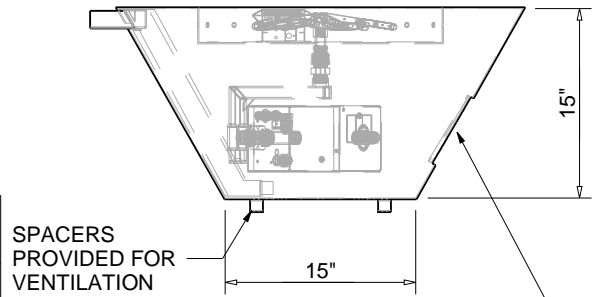


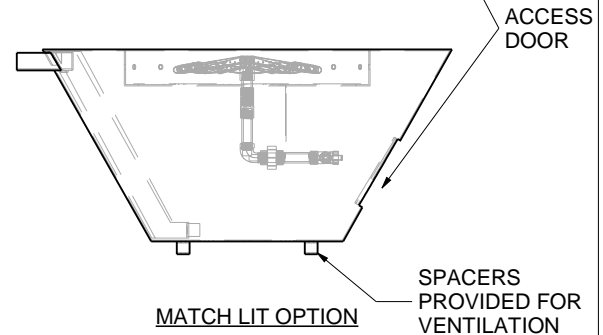
ISOMETRIC VIEW

MATERIAL:
 FIRE BOWL INSERT - 304 STAINLESS STEEL
 BOWL - COPPER

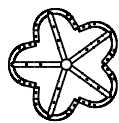
PART NUMBER	WATER SCUPPER	IGNITION	STND BTU	VOLTAGE
MESA32-EI	NO	ELECTRONIC	65K	120VAC/24VAC
MESA32W-EI	YES	ELECTRONIC	65K	120VAC/24VAC
MESA32-MLFPK	NO	MATCH LIT	50K	-
MESA32W-MLFPK	YES	MATCH LIT	50K	-



ELECTRONIC IGNITION OPTION



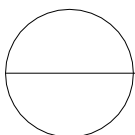
MATCH LIT OPTION



PENTA BURNER

Notes:

1. FOR USE WITH FIXED PIPING SYSTEMS ONLY.
2. NOT FOR USE WITH SMALL TANKS.
3. ALL ENCLOSURES REQUIRE 4 each 18 SQ/IN VENTS ON OPPOSING SIDES AND ADEQUATE DRAINAGE.
4. RESIDENTIAL GAS PRESSURE ONLY. (NG- 7.0" WC, LP- 11.0" WC)
5. MODIFICATION OF PRODUCT WILL VOID ANY CERTIFICATION AND WARRANTY.
6. FOLLOW ALL MANUFACTURER INSTALLATION INSTRUCTIONS AND LOCAL CODES.
7. ALL DIMENSIONS ARE CONSIDERED TRUE AND REFLECT MANUFACTURER'S SPECIFICATIONS AS OF THE REVISION DATE.
8. DO NOT SCALE DRAWING.
9. THESE DRAWINGS ARE FOR SIZING AND PLANNING PURPOSES. ALL INFORMATION CONTAINED HEREIN WAS CURRENT AT THE TIME OF DEVELOPMENT. THE MANUFACTURER'S RESPONSIBLE FOR THE ACCURACY OF THE DRAWING.
10. CONTRACTOR'S NOTE: FOR PRODUCT AND COMPANY INFORMATION VISIT www.CADdetails.com/info REFERENCE NUMBER 771-020.



MESA WITH HWI FIRE PIT- FLAME SENSING WITH ELECTRONIC HOT WIRE IGNITION
 MESA WITH MATCH LIT FIRE PIT INSERT