



WHITE BIRCH

Distributed By:

July 2018

We reserve the right to update products, specifications and dimensions are subject to change. Please refer to the product manual to verify measurements and clearance requirements. All local building codes must be followed.

Amantii

Visit our online showrooms at:

www.amantii.com



PANORAMA BI-40-XTRASLIM SERIES SURROUND



GRAY BARK

Amantii



KNOTTY BLACK



NATURAL BIRCH



GRAY BARK

FINISHING OPTIONS TO COMPLIMENT ANY DÉCOR - ENDLESS COMBINATIONS - EASY INSTALLATION

Our Panorama series family just got better with the addition of the BI-40-XTRASLIM Surround!

Amantii's newest line of birch wood surrounds bring the beauty of genuine birch wood into your home or business.

With four nature inspired colors to choose from, you will find a surround that is perfect for any space in your home, business or commercial space. The BI-40-XTRASLIM features our FIRE & ICE® Flame presentation with three color LED light strips allowing for multi-color flame options. With just a click of the remote control, choose from blue, rose, violet, yellow or orange colored flames.


Each of these surrounds have been crafted from birch wood and then a paint wash has been applied, reflecting the variety of colors found in a birch tree forest.

As with all genuine products, variations to the natural wood grain will mean there could be slight variations that may differ from the catalog images or samples. As well, a touch up pen has been included in the packaging should there be any imperfections caused by the shipping of this product.


The BI-40-XTRASLIM surrounds have been approved for use in kitchens and bathrooms. The surrounds can not be used in outdoor settings.




WHITE BIRCH



GRAY BARK




NATURAL BIRCH



KNOTTY BLACK

1 Remove the framing plates from the sides of your fireplace and replace with surround brackets.



2 Insert the fireplace into the opening of the surround and secure using the attached surround brackets.



3 Congratulations, your surround is installed, and the fireplace is ready to mount on the wall.



For complete instruction guide, website and additional information:

