

A stylized graphic of a flame, composed of large, overlapping shapes in orange and dark grey. The orange shapes form the main body of the flame, while the dark grey shapes create a sense of depth and shadow, particularly in the lower-left and central areas.

FIREGEAR

Product Guide




Kalea Bay

OUTDOOR LINEAR GAS FIREPLACE

LED MODELS

Full spectrum lighting (120VAC Required)

Model Sizes: 32" / 48" / 60" / 72" (all 16" tall opening)



On / Off, Low / High, Continuous Pilot, Learn & LED On/Off

Use the RGB dials to get your desired color, there are over 16 million to choose from!

NON-LED MODELS

Battery-operated Ignition

Model Sizes: 48" / 60" (all 16" tall opening)



On / Off, Low / High, Continuous Pilot, & Learn.

Easy access to the battery tray makes maintenance for the Kalea Bay a breeze.

Made in the USA



ALL KALEA BAY MODELS

Burner & firebox constructed of weather/corrosion resistant 304 stainless steel.

Ecoflow Electronic Ignition System features built-in safety shutoff in case of loss of flame and auto-relight.

Control Center with each model housed in 304 Stainless Steel Cabinet.

Ships as Natural Gas (NG) or Liquid Propane (LP). Field Convertible to Liquid Propane (LP). *Conversion Kits sold separately.*

Tested & Approved to: ANSI Z21.97-2014/CSA 2.41-2014 standards.

Conversion Kits for the Kalea Bay (LED & Non LED Models)

OFP-36LECO-LPK	31,000	36" Kalea Bay (LED)
OFP-48LECO-LPK	43,500	48" Kalea Bay (LED & NON-LED)
OFP-60LECO-LPK	50,000	60" Kalea Bay (LED & NON-LED)
OFP-72LECO-LPK	60,000	72" Kalea Bay (LED)



Kalea Bay

💡 LED MODELS

Model	Burner Size	Gas Type	BTU Low	BTU High	Conv. Kit	See Through Conv. Kit	Weather Cover
OFP-36LECO-NLED	36" W x 16" H x 16" D	NG	18,500	31,000	OFP-36LECO-LPK	78002	OFP-36COV
OFP-48LECO-NLED	48" W x 16" H x 16" D	NG	24,500	43,500	OFP-48LECO-LPK	78004	OFP-48COV
OFP-60LECO-NLED	60" W x 16" H x 16" D	NG	36,000	50,000	OFP-60LECO-LPK	78006	OFP-60COV
OFP-72LECO-NLED	72" W x 16" H x 16" D	NG	42,000	65,000	OFP-72LECO-LPK	78008	OFP-72COV
OFP-36LECO-PLED	36" W x 16" H x 16" D	LP	18,500	31,000	OFP-36LECO-LPK	78002	OFP-36COV
OFP-48LECO-PLED	48" W x 16" H x 16" D	LP	24,500	43,500	OFP-48LECO-LPK	78004	OFP-48COV
OFP-60LECO-PLED	60" W x 16" H x 16" D	LP	36,000	50,000	OFP-60LECO-LPK	78006	OFP-60COV
OFP-72LECO-PLED	72" W x 16" H x 16" D	LP	42,000	65,000	OFP-72LECO-LPK	78012	OFP-72COV

Glass & Media Sold Separately | Page 21



Kalea Bay

🔋 NON-LED MODELS

Model	Burner Size	Gas Type	BTU Low	BTU High	Conv. Kit	See Through Conv. Kit	Weather Cover
OFP-48LECO-N	48" W x 16" H x 16" D	NG	24,500	43,500	OFP-48LECO-LPK	78010	OFP-48COV
OFP-60LECO-N	60" W x 16" H x 16" D	NG	36,000	50,000	OFP-60LECO-LPK	78011	OFP-60COV
OFP-48LECO-P	48" W x 16" H x 16" D	LP	24,500	43,500	OFP-48LECO-LPK	78010	OFP-48COV
OFP-60LECO-P	60" W x 16" H x 16" D	LP	36,000	50,000	OFP-60LECO-LPK	78011	OFP-60COV

Glass & Media Sold Separately | Page 21

See-Through Conversion Kits

Model	Description
78002	36" Kalea Bay LED (OFP-36LECO-NLED) See-Through Conversion Kit includes: 2-Piece Glass Windshield Kit and Stainless Steel Hood, LED Tray with LED Strip
78004	48" Kalea Bay LED (OFP-48LECO-NLED) See-Through Conversion Kit includes: 2-Piece Glass Windshield Kit and Stainless Steel Hood, LED Tray with LED Strip
78006	60" Kalea Bay LED (OFP-60LECO-NLED) See-Through Conversion Kit includes: 2-Piece Glass Windshield Kit and Stainless Steel Hood, LED Tray with LED Strip
78008	72" Kalea Bay LED (OFP-72LECO-NLED) See-Through Conversion Kit includes: 2-Piece Glass Windshield Kit and Stainless Steel Hood, LED Tray with LED Strip
78009	36" Kalea Bay NON-LED (OFP-36LECO-N) See-Through Conversion Kit includes: 2-Piece Glass Windshield Kit, Windshield Support and Stainless Steel Hood
78010	48" Kalea Bay NON-LED (OFP-48LECO-N) See-Through Conversion Kit includes: 2-Piece Glass Windshield Kit, Windshield Support and Stainless Steel Hood
78011	60" Kalea Bay NON-LED (OFP-60LECO-N) See-Through Conversion Kit includes: 2-Piece Glass Windshield Kit, Windshield Support and Stainless Steel Hood

Weather Cover

Model	Description
OFP-36COV	36" Kalea Bay Weather Cover - Constructed of 304 Stainless Steel
OFP-48COV	48" Kalea Bay Weather Cover - Constructed of 304 Stainless Steel
OFP-60COV	60" Kalea Bay Weather Cover - Constructed of 304 Stainless Steel
OFP-72COV	72" Kalea Bay Weather Cover - Constructed of 304 Stainless Steel

Installation Accessories

Model	Description
77111	10' long, 6-pin LED Extension wire harness - for LED Models only
77161	10' long, 8-pin Mod Extension wire harness for LED and Non-LED Models
VCS-ECOBUEXT120	2-pin battery pack extension wire to extend the wire on a battery pack of the NON-LED Kalea Bay.



Sanctuary Series

OUTDOOR GFRC FIRE TABLES & FIRE BOWLS

COLOR OPTIONS

Colors listed shown are representations and may not reflect actual colors received.

Color chip samples available. Check with your locale dealer or distributor for availability.



Arctic
AR



Slate
SL



Raven
RA



Chocolate
CH



Weather Cover

Model	Description
SANCTUARY-LPTE-□□	Choose your color by adding your desired color code to the end of the Model Number. Dimensions: 20" W x 20 1/2" H



Liquid Propane Tank Housing

Model	Description
COVER-SAN1	Deluxe Weather Cover for Sanctuary 1, Breathable & Water Resistant, Draw Sting Closure offers a secure fit - Black in color
COVER-SAN2	Deluxe Weather Cover for Sanctuary 2, Breathable & Water Resistant, Draw Sting Closure offers a secure fit - Black in color
COVER-SAN3	Deluxe Weather Cover for Sanctuary 3, Breathable & Water Resistant, Draw Sting Closure offers a secure fit - Black in color



Sanctuary 76

GFRC FIRE TABLE

Model	Ignition	Dimensions	BTU	Color	Gas Type
SAN176-30LHTPSI-□□	TPSI	76" L x 38" W x 16" H	125,000	Use the color legend and add your color code to the end of the model number.	Sold as Natural Gas. If you require an LP unit - add "-P" to the end of the model number. Or, you can purchase a Conversion Kit (TPSI-LPK31)
SAN176-53LHMT-□□	MT	76" L x 38" W x 16" H	125,000	Use the color legend and add your color code to the end of the model number.	Sold as Natural Gas. Purchase a Conversion Kit (OAS-LPK31)

Glass & Media Sold Separately | Page 21



Sanctuary 1

GFRC FIRE TABLE

Model	Ignition	Dimensions	BTU	Color	Gas Type
SAN1-30LHAWS-N-□□	AWS	56" L x 38" W x 16" H	75,000	Use the color legend and add your color code to the end of the model number.	Sold as Natural Gas. If you require an LP unit replace the N with a P in the model number. Or, you can purchase a Conv. Kit (OAS-LPK35+FG-AWS-PBO-P)
SAN1-30LHTPSI-□□	TPSI	56" L x 38" W x 16" H	75,000	Use the color legend and add your color code to the end of the model number.	Sold as Natural Gas. If you require an LP unit - add "-P" to the end of the model number. Or, you can purchase a Conversion Kit (TPSI-LPK41)
SAN1-30LHMT-N-□□	MT	56" L x 38" W x 16" H	100,000	Use the color legend and add your color code to the end of the model number.	Sold as Natural Gas. Purchase a Conversion Kit (OAS-LPK35)

Glass & Media Sold Separately | Page 21



Sanctuary 2

GFRC FIRE BOWL

Model	Ignition	Dimensions	BTU	Color	Gas Type
SAN3-26DBSAWS-N-□□	AWS	39" Diameter x 18" H	75,000	Use the color legend and add your color code to the end of the model number.	Sold as Natural Gas. If you require an LP unit replace the N with a P in the model number. Or, you can purchase a Conv. Kit (OAS-LPK31+FG-AWS-PBO-P)
SAN3-26DBSTPSI-□□	TPSI	39" Diameter x 18" H	75,000	Use the color legend and add your color code to the end of the model number.	Sold as Natural Gas. If you require an LP unit - add "-P" to the end of the model number. Or, you can purchase a Conversion Kit (TPSI-LPK41)
SAN3-26DBSMT-□□	MT	39" Diameter x 18" H	75,000	Use the color legend and add your color code to the end of the model number.	Sold as Natural Gas. Purchase a Conversion Kit (OAS-LPK41)

Glass & Media Sold Separately | Page 21



Sanctuary 3

GFRC FIRE BOWL

Model	Ignition	Dimensions	BTU	Color	Gas Type
SAN1-30LHAWS-N-□□	AWS	29" Diameter x 14" H	75,000	Use the color legend and add your color code to the end of the model number.	Sold as Natural Gas. If you require an LP unit replace the N with a P in the model number. Or, you can purchase a Conv. Kit (OAS-LPK31+FG-AWS-PBO-P)
SAN1-30LHTPSI-□□	TPSI	29" Diameter x 14" H	75,000	Use the color legend and add your color code to the end of the model number.	Sold as Natural Gas. If you require an LP unit - add "-P" to the end of the model number. Or, you can purchase a Conversion Kit (TPSI-LPK41)
SAN1-30LHMT-N-□□	MT	29" Diameter x 14" H	75,000	Use the color legend and add your color code to the end of the model number.	Sold as Natural Gas. Purchase a Conversion Kit (OAS-LPK41)

Glass & Media Sold Separately | Page 21




INTRODUCING THE

LUME

WOOD BURNING | SMOKE-LESS

Smoke-Less Wood Burning Fire Pit

The LUME is a 100% Commercial-Grade Stainless steel smoke-less wood fire pit. The LUME is specifically designed to burn more efficiently and emit less smoke.



Insert - Non Sear



Freestanding - Non Sear



Freestanding - Sear



Learn more on the website

www.FiregearOutdoors.com



ELECTRIC & GAS HEATERS

DIR SERIES INFRARED HEATERS



Schott Nextrema® glass combines high-temperature, thermal shock and chemical resistance, excellent infrared transmission, non-porous surface and attractive design.

Ruby halogen bulb provides full power in under 6 seconds.

IP65 rated for outdoor or indoor use.

Anodized aluminum casing provides long life.

Up to 5,000 hours of running life.

Includes pivoting mounting bracket.

Designed for permanent installations on a dedicated circuit.

DLW SERIES RADIANT HEATERS



Slim profile is perfect for ceiling and wall-mount applications.

Warms like the sun, heating people and objects with zero visible light or glare.

Safe, reliable design with an IP55 rating that provides protection against dust and water.

Fully assembled, simply mount, and hardwire using the easy to access top-mounted junction box.

Offers flexibility in design with color options - choose either white or black to suit your style needs.

Designed for permanent installations on a dedicated circuit.

Designed for hard-wired controls - switch or timer (not included).

DSH SERIES INFRARED HEATERS



Get heat on demand with a gold-tube quartz element that provides full power in under 6 seconds.

Suitable for all climates, with an IP65 rating for outdoor or indoor use.

Each heater comes with the element pre-installed, which eases the installation and reduces the risk of damaged, broken or misplaced elements upon delivery.

For optimum heat, direct the unit toward the area you want to warm up.

Stay in control, multiple heaters can be operated with a single remote.

Unit has safety mechanism that automatically places the heater in Standby mode after 8 hours of continuous operation.

DGR SERIES INFRARED LP / NG HEATERS



High-performance ceramic burner - 31,500 BTU.

Suitable for residential and commercial application.

World-class wind protection up to 9.9 mph (16 km/hr).

Provides an easy setup with some assembly required.

4 tile ceramic burner.

Electronic finger pull for easy ignition and turn-off.

Protective grille and reflector included.

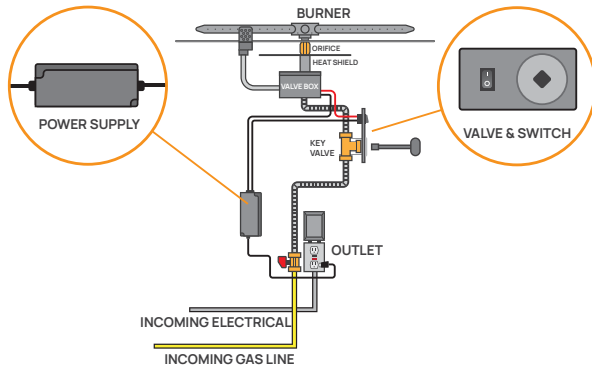
Safety tilt switch ensures safe operation.

AWS > IGNITION SYSTEM

ALL WEATHER ELECTRONIC IGNITION SYSTEM

Single Fire Feature

WEATHER RESISTANT

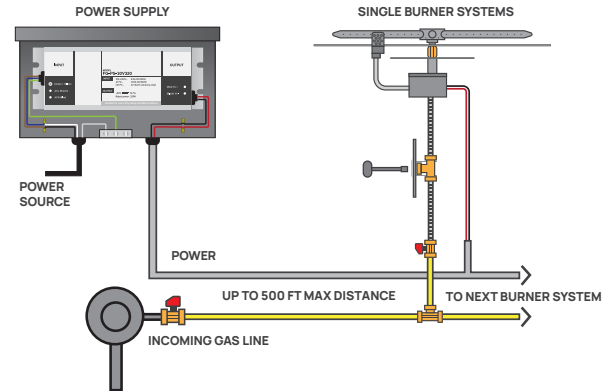


HOW IT LIGHTS

If you chose an FPB or LOF system, the system lights by pressing the toggle switch on the faceplate.

Multiple Fire Features

MULTIPLE FIRE FEATURES, POOL CERTIFIED, & WEATHER RESISTANT

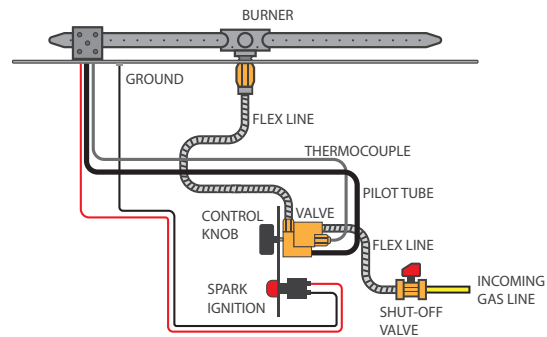


HOW IT LIGHTS

If you choose our A La Carte System, the way to operate your fire features are endless! See page 9 to learn more about the A La Carte Purchasing System!

TPSI > IGNITION SYSTEM

ALL WEATHER ELECTRONIC IGNITION SYSTEM

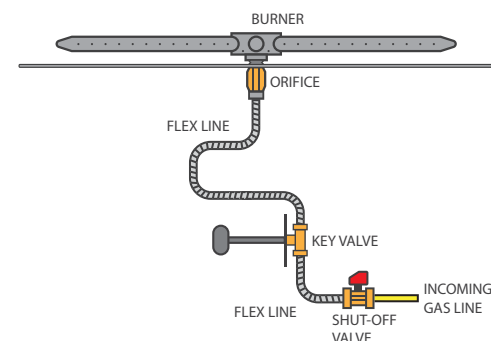


OVERVIEW

- Thermocouple Piloted System with Safety Valve turns gas off when loss of flame
- Easy ignition with Battery Spark Igniter (included)
- TPSI system with Safety Valve turn gas off when pilot flame goes out
- Robust ignition system with full BTU throughput

MT | IGNITION SYSTEM

ALL WEATHER ELECTRONIC IGNITION SYSTEM



OVERVIEW

- Most popular ignition system, least amount of cost
- Light a match or a butane lighter
- Can be used in residential installs
- This system is the easiest to use, and with non-listed burners you can achieve high BTU's and big flames.

Single Fire Feature



Used for a single fire feature.

Can only be installed in fire features that are greater than 10 feet away from a pool or spa.

All components can be housed underneath the burner.

Model	Description
FG-AWS30VDC-GOEK-N	Includes: 290K BTU Capacity 30VDC Valve System for Natural Gas, 30" Pilot Assembly, Heat Shield, Wire Leads, Hardware Bag, GOE-30VDC Power Supply, On/Off Weatherproof Rocker Switch and Stainless Steel Mounting Plate - 290K BTU NG (replaces part # FG-AWS30VDC-RCK)
FG-AWS30VDC-GOEK-P	Includes: 290K BTU Capacity 30VDC Valve System for Liquid Propane, 30" Pilot Assembly, Heat Shield, Wire Leads, Hardware Bag, GOE-30VDC Power Supply, On/Off Weatherproof Rocker Switch and Stainless Steel Mounting Plate - 290K BTU LP (replaces part # FG-AWS30VDC-RCK)
FG-AWS-HARDWARE-BAG	Replacement hardware bag for all AWS valve systems
AWS-FACEPLATE	Stainless Steel Faceplate (only) for AWS Valve Systems for mounting Key Valve and ON/OFF Weatherproof Switch

Multiple Fire Features



Used when running 1 – 4 fire features. Also used when running a single or multiple fire features within 5 feet of a pool / spa.

One kit per fire feature. One power supply (sold separately) for every 4 fire features.

Model	Description
FG-AWS-PS-30V320	30VDC, 320W Power Supply - POOL CERTIFIED - built into NEMA Approved Enclosure - for use with single installation or up to four fire features, max distance run of 500' - Replaces FG-PS-30V320
FG-AWS30VDC-HC-K-N	NEW HIGHER BTU: FG-HCNG-30VDC Valve System, High Capacity Natural Gas Valve System - 3/4 FIP Inlet, 3/4 FIP Outlet, 30" Pilot Assembly, Mounting Plate for High Capacity Key Valve (3/4" IPS straight Valve with Key) and On/Off Weatherproof Rocker Switch, Heat Shield, Mounting Hardware, Wire 10' AWS Power Wire to Valve, T300-9898-34 (5/8" OD, 1/2" ID Tranquiline Gas Flex Connector, 3/4" Stainless Steel Close Nipple, 5/8" Flare x 3/4" MIP Steel Adapter (Tapped 1/2 FIP), Power Supply and Orifice Not Included - 715K BTU NG
FG-AWS30VDC-HC-K-P	NEW HIGHER BTU: FG-HCNG-30VDC Valve System, High Capacity Natural Gas Valve System - 3/4 FIP Inlet, 3/4 FIP Outlet, 30" Pilot Assembly, Mounting Plate for High Capacity Key Valve (3/4" IPS straight Valve with Key) and On/Off Weatherproof Rocker Switch, Heat Shield, Mounting Hardware, Wire 10' AWS Power Wire to Valve, T300-9898-34 (5/8" OD, 1/2" ID Tranquiline Gas Flex Connector, 3/4" Stainless Steel Close Nipple, 5/8" Flare x 3/4" MIP Steel Adapter (Tapped 1/2 FIP), Power Supply and Orifice Not Included - 715K BTU LP
FG-AWS30VDC-K-N	290K BTU Capacity 30VDC Valve System for Natural Gas - 1/2 FIP Inlet, 1/2 FIP Outlet, 30" Pilot Assembly, Mounting Plate for High Capacity Key Valve (3/4" IPS straight Valve with Key) and On/Off Weatherproof Rocker Switch, Heat Shield, Mounting Hardware, Wire 10' AWS Power Wire to Valve, T200-9898-46 (1/2" OD, 3/8" ID Tranquiline Gas Flex Connector, Stainless Steel Coupler, 1/2" Flare x 1/2" MIP Steel Adapter (Tapped 1/2 FIP), Power Supply and Orifice Not Included - 290K BTU NG
FG-AWS30VDC-K-P	290K BTU Capacity 30VDC Valve System for Liquid Propane - 1/2 FIP Inlet, 1/2 FIP Outlet, 30" Pilot Assembly, Mounting Plate for High Capacity Key Valve (3/4" IPS straight Valve with Key) and On/Off Weatherproof Rocker Switch, Heat Shield, Mounting Hardware, Wire 10' AWS Power Wire to Valve, T200-9898-46 (1/2" OD, 3/8" ID Tranquiline Gas Flex Connector, Stainless Steel Coupler, 1/2" Flare x 1/2" MIP Steel Adapter (Tapped 1/2 FIP), Power Supply and Orifice Not Included - 290K BTU LP
FG-AWS-HARDWARE-BAG	Replacement hardware bag for all AWS valve systems
AWS-FACEPLATE	Stainless Steel Faceplate (only) for AWS Valve Systems for mounting Key Valve and ON/OFF Weatherproof Switch

IGNITION & ACCESSORIES

ALL WEATHER ELECTRONIC IGNITION SYSTEM



FG-EMER-STOP
Electrical Emergency Stop for 120VAC or 30VDC Appliances, housed in Weatherproof J-Box and Weatherproof Cover



FG-TIMER-2HR
120VAC Two (2) Hour Mechanical Timer, housed in Weatherproof J-Box and Weatherproof Cover



FG-WS-OD
120VAC Wired Wall Switch housed in Weatherproof J-Box and Weatherproof Cover



FG-1420-AOD
1420-A (On/Off/Remote) with 110 Receiver. With weatherproof J-Box and weatherproof cover



GEO-30VDC



FG-AWS-PS-30V320

Pro Series > Burners & Burner Kits

EACH BURNER & BURNER KIT ARE DESIGNED TO BE NATURAL GAS OR PROPANE FROM THE FACTORY. →

BRASS BURNERS & BURNER KITS

WE DO NOT OFFER GAS CONVERSION KITS FOR PRO SERIES

Pro Snowflake | BURNER ONLY




Model	Size	BTU
FG-PSBR-SF11-NG	11"	50,000
FG-PSBR-SF18-NG	18"	145,000
FG-PSBR-SF25-NG	25"	260,000
FG-PSBR-SF32-NG	32"	426,000
FG-PSBR-SF11-LP	11"	42,000
FG-PSBR-SF18-LP	18"	124,000
FG-PSBR-SF25-LP	25"	240,000
FG-PSBR-SF32-LP	32"	402,000

Pro Snowflake | BURNER KIT



Model	Size	BTU
FG-PSBR-SF11-NGK	11"	50,000
FG-PSBR-SF18-NGK	18"	145,000
FG-PSBR-SF25-NGK	25"	260,000
FG-PSBR-SF32-NGK	32"	426,000
FG-PSBR-SF11-LPK	11"	42,000
FG-PSBR-SF18-LPK	18"	124,000
FG-PSBR-SF25-LPK	25"	240,000
FG-PSBR-SF32-LPK	32"	402,000

Pro Burning Spur | BURNER ONLY



Model	Size	BTU
FG-PSBR-BS10-NG	10"	80,000
FG-PSBR-BS14-NG	14"	125,000
FG-PSBR-BS10-LP	10"	95,000
FG-PSBR-BS14-LP	14"	160,000

Pro Burning Spur | BURNER KIT



Model	Size	BTU
FG-PSBR-BS10-NGK	10"	80,000
FG-PSBR-BS14-NGK	14"	125,000
FG-PSBR-BS10-LPK	10"	95,000
FG-PSBR-BS14-LPK	14"	160,000

Pro H Burner | BURNER ONLY



Model	Size	BTU
FG-PSBR-H24-NG	24" x 6.75"	80,000
FG-PSBR-H30-NG	30" x 6.75"	95,000
FG-PSBR-H40-NG	40" x 6.75"	120,000
FG-PSBR-H50-NG	50" x 6.75"	160,000
FG-PSBR-H60-NG	60" x 6.75"	180,000
FG-PSBR-H80-NG	80" x 6.75"	250,000
FG-PSBR-H24-LP	24" x 6.75"	110,000
FG-PSBR-H30-LP	30" x 6.75"	115,000
FG-PSBR-H50-LP	50" x 6.75"	175,000
FG-PSBR-H40-LP	40" x 6.75"	150,000
FG-PSBR-H60-LP	60" x 6.75"	200,000
FG-PSBR-H80-LP	80" x 6.75"	240,000

Pro H Burner | BURNER KIT



Model	Size	BTU
FG-PSBR-H24-NGK	24" x 6.75"	80,000
FG-PSBR-H30-NGK	30" x 6.75"	95,000
FG-PSBR-H40-NGK	40" x 6.75"	120,000
FG-PSBR-H50-NGK	50" x 6.75"	160,000
FG-PSBR-H60-NGK	60" x 6.75"	180,000
FG-PSBR-H80-NGK	80" x 6.75"	250,000
FG-PSBR-H24-LPK	24" x 6.75"	110,000
FG-PSBR-H30-LPK	30" x 6.75"	115,000
FG-PSBR-H50-LPK	50" x 6.75"	175,000
FG-PSBR-H40-LPK	40" x 6.75"	150,000
FG-PSBR-H60-LPK	60" x 6.75"	200,000
FG-PSBR-H80-LPK	80" x 6.75"	240,000

Pro T Burner | BURNER ONLY



Model	Size	BTU
FG-PSBR-T24-NG	24"	50,000
FG-PSBR-T38-NG	38"	90,000
FG-PSBR-T44-NG	44"	100,000
FG-PSBR-T56-NG	56"	135,000
FG-PSBR-T68-NG	68"	140,000
FG-PSBR-T86-NG	86"	145,000
FG-PSBR-T90-NG	90"	165,000
FG-PSBR-T24-LP	24"	50,000
FG-PSBR-T38-LP	38"	90,000
FG-PSBR-T44-LP	44"	100,000
FG-PSBR-T56-LP	56"	135,000
FG-PSBR-T68-LP	68"	140,000
FG-PSBR-T86-LP	86"	145,000
FG-PSBR-T90-LP	90"	165,000

Pro T Burner | BURNER KIT



Model	Size	BTU
FG-PSBR-T24-NGK	24"	50,000
FG-PSBR-T38-NGK	38"	90,000
FG-PSBR-T44-NGK	44"	100,000
FG-PSBR-T56-NGK	56"	135,000
FG-PSBR-T68-NGK	68"	140,000
FG-PSBR-T86-NGK	86"	145,000
FG-PSBR-T90-NGK	90"	165,000
FG-PSBR-T24-LPK	24"	50,000
FG-PSBR-T38-LPK	38"	90,000
FG-PSBR-T44-LPK	44"	100,000
FG-PSBR-T56-LPK	56"	135,000
FG-PSBR-T68-LPK	68"	140,000
FG-PSBR-T86-LPK	86"	145,000
FG-PSBR-T90-LPK	90"	165,000

Stainless Steel > Burners & Burner Kits

ALL STAINLESS STEEL BURNERS & BURNER KITS SHIP AS NATURAL GAS.

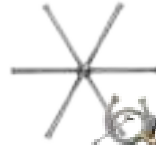
STEEL BURNERS & BURNER KITS

✧ Stainless Steel Burning Spur | BURNER ONLY Made in the USA



Model	Size	BTU
DBS-12	12"	50,000
DBS-16	16"	75,000
DBS-22	22"	125,000
DBS-31	31"	175,000
DBS-36	36"	250,000

✧ Stainless Steel Burning Spur | BURNER KIT Made in the USA



Model	Size	BTU
DBS-12K	12"	50,000
DBS-16K	16"	75,000
DBS-22K	22"	125,000
DBS-31K	31"	175,000
DBS-36K	36"	250,000

⊕ Stainless Steel Fire Ring | BURNER ONLY



Model	Size	BTU
FG-FR-18SS	18"	75,000
FG-FR-24SS	24"	125,000
FG-FR-30SS	30"	250,000
FG-FR-36SS	36"	250,000
FG-FR-48SS	48"	250,000

⊕ Stainless Steel Fire Ring | BURNER KIT




Model	Size	BTU
FG-FR-18SSK	18"	75,000
FG-FR-24SSK	24"	125,000
FG-FR-30SSK	30"	250,000
FG-FR-36SSK	36"	250,000
FG-FR-48SSK	48"	250,000

┌ Stainless Steel H Burner | BURNER ONLY Made in the USA



Model	Size	BTU
FG-H-2110SS	21" x 10"	75,000
FG-H-2406SS	24" x 6"	75,000
FG-H-2710SS	27" x 10"	100,000
FG-H-3006SS	30" x 6"	100,000
FG-H-3310SS	33" x 10"	125,000
FG-H-3606SS	36" x 6"	125,000
FG-H-4510SS	45" x 10"	150,000
FG-H-4806SS	48" x 6"	175,000
FG-H-5710SS	57" x 10"	175,000
FG-H-6910SS	69" x 10"	200,000
FG-H-8110SS	81" x 10"	225,000
FG-H-9310SS	93" x 10"	250,000

┌ Stainless Steel H Burner | BURNER KIT Made in the USA



Model	Size	BTU
FG-H-2110SSK	21" x 10"	75,000
FG-H-2406SSK	24" x 6"	75,000
FG-H-2710SSK	27" x 10"	100,000
FG-H-3006SSK	30" x 6"	100,000
FG-H-3310SSK	33" x 10"	125,000
FG-H-3606SSK	36" x 6"	125,000
FG-H-4510SSK	45" x 10"	150,000
FG-H-4806SSK	48" x 6"	175,000
FG-H-5710SSK	57" x 10"	175,000
FG-H-6910SSK	69" x 10"	200,000
FG-H-8110SSK	81" x 10"	225,000
FG-H-9310SSK	93" x 10"	250,000

└ Stainless Steel T Burner | BURNER ONLY Made in the USA



Model	Size	BTU
FG-T-21SS	21"	50,000
FG-T-27SS	27"	50,000
FG-T-33SS	33"	75,000
FG-T-45SS	45"	100,000
FG-T-57SS	57"	125,000
FG-T-69SS	69"	150,000
FG-T-81SS	81"	175,000
FG-T-93SS	93"	200,000

└ Stainless Steel Pro T Burner | BURNER KIT Made in the USA



Model	Size	BTU
FG-T-21SSK	21"	50,000
FG-T-27SSK	27"	50,000
FG-T-33SSK	33"	75,000
FG-T-45SSK	45"	100,000
FG-T-57SSK	57"	125,000
FG-T-69SSK	69"	150,000
FG-T-81SSK	81"	175,000
FG-T-93SSK	93"	200,000

Pro Series > Burners Systems

BRASS BURNERS SYSTEMS

Brass | Round | Snowflake | Drop-In [AWS]



Model	Pan Size	BTU
FPB-19RPSSF11AWS-N	19"	50,000
FPB-25RPSSF18AWS-N	25"	145,000
FPB-29RPSSF25AWS-N	29"	260,000
FPB-33RPSSF25AWS-N	33"	260,000
FPB-19RPSSF11AWS-P	19"	42,000
FPB-25RPSSF18AWS-P	25"	124,000
FPB-29RPSSF25AWS-P	29"	240,000
FPB-33RPSSF25AWS-P	33"	240,000

Brass | Round | Snowflake | Flat [AWS]



Model	Pan Size	BTU
FPB-26DPSSF18AWS-N	26"	50,000
FPB-29DPSSF25AWS-N	29"	145,000
FPB-34DPSSF25AWS-N	34"	260,000
FPB-26DPSSF18AWS-P	26"	426,000
FPB-29DPSSF25AWS-P	29"	42,000
FPB-34DPSSF25AWS-P	34"	124,000

Brass | Round | Snowflake | Drop-In [TPSI]



Model	Pan Size	BTU
FPB-19RPSSF11TPSI-N	19"	50,000
FPB-25RPSSF18TPSI-N	25"	145,000
FPB-19RPSSF11TPSI-P	19"	42,000
FPB-25RPSSF18TPSI-P	25"	124,000

Brass | Round | Snowflake | Flat [TPSI]



Model	Pan Size	BTU
FPB-26DPSSF18TPSI-N	26"	145,000
FPB-26DPSSF18TPSI-P	26"	124,000

Brass | Round | Snowflake | Drop-In [MT]



Model	Pan Size	BTU
FPB-19RPSSF11MT-N	19"	50,000
FPB-25RPSSF18MT-N	25"	145,000
FPB-29RPSSF25MT-N	29"	260,000
FPB-33RPSSF25MT-N	33"	260,000
FPB-19RPSSF11MT-P	19"	42,000
FPB-25RPSSF18MT-P	25"	124,000
FPB-29RPSSF25MT-P	29"	240,000
FPB-33RPSSF25MT-P	33"	240,000

Brass | Round | Snowflake | Flat [MT]



Model	Pan Size	BTU
FPB-26DPSSF18MT-N	26"	145,000
FPB-29DPSSF25MT-N	29"	260,000
FPB-34DPSSF25MT-N	34"	260,000
FPB-26DPSSF18MT-P	26"	124,000
FPB-29DPSSF25MT-P	29"	240,000
FPB-34DPSSF25MT-P	34"	240,000

Brass | Square | Snowflake | Drop-In [AWS]



Model	Pan Size	BTU
FPB-20SPSSF11AWS-N	20"	50,000
FPB-26SPSSF18AWS-N	26"	145,000
FPB-32SPSSF25AWS-N	32"	260,000
FPB-20SPSSF11AWS-P	20"	42,000
FPB-26SPSSF18AWS-P	26"	124,000
FPB-32SPSSF25AWS-P	32"	240,000

Brass | Square | Snowflake | Flat [AWS]



Model	Pan Size	BTU
FPB-25SFPSF18AWS-N	25"	145,000
FPB-30SFPSF25AWS-N	30"	260,000
FPB-34SFPSF25AWS-N	34"	260,000
FPB-25SFPSF18AWS-P	25"	124,000
FPB-30SFPSF25AWS-P	30"	240,000
FPB-34SFPSF25AWS-P	34"	240,000

Brass | Square | Snowflake | Drop-In [TPSI]



Model	Pan Size	BTU
FPB-20SPSSF11TPSI-N	20"	50,000
FPB-26SPSSF18TPSI-N	26"	145,000
FPB-20SPSSF11TPSI-P	20"	42,000
FPB-26SPSSF18TPSI-P	26"	124,000

Brass | Square | Snowflake | Flat [TPSI]



Model	Pan Size	BTU
FPB-25SFPSF18TPSI-N	25"	145,000
FPB-25SFPSF18TPSI-P	25"	124,000

Brass | Square | Snowflake | Drop-In [MT]



Model	Pan Size	BTU
FPB-20SPSSF11MT-N	20"	50,000
FPB-26SPSSF18MT-N	26"	145,000
FPB-32SPSSF25MT-N	32"	260,000
FPB-20SPSSF11MT-P	20"	42,000
FPB-26SPSSF18MT-P	26"	124,000
FPB-32SPSSF25MT-P	32"	240,000

Brass | Square | Snowflake | Flat [MT]



Model	Pan Size	BTU
FPB-25SFPSSF18MT-N	25"	145,000
FPB-30SFPSSF25MT-N	30"	260,000
FPB-34SFPSSF25MT-N	34"	260,000
FPB-25SFPSSF18MT-P	25"	124,000
FPB-30SFPSSF25MT-P	30"	240,000
FPB-34SFPSSF25MT-P	34"	240,000

Brass | Round | Burning Spur | Drop-In [AWS]



Model	Pan Size	BTU
FPB-19RPSBR14AWS-N	19"	125,000
FPB-19RPSBR14AWS-P	19"	160,000

Brass | Round | Burning Spur | Drop-In [TPSI]



Model	Pan Size	BTU
FPB-19RPSBR14TPSI-N	19"	125,000
FPB-19RPSBR14TPSI-P	19"	160,000

Brass | Round | Burning Spur | Drop-In [MT]



Model	Pan Size	BTU
FPB-19RPSBR14MT-N	19"	125,000
FPB-19RPSBR14MT-P	19"	160,000

Brass | Square | Burning Spur | Drop-In [AWS]



Model	Pan Size	BTU
FPB-20SPSBR14AWS-N	20"	125,000
FPB-20SPSBR14AWS-P	20"	160,000

Brass | Square | Burning Spur | Drop-In [TPSI]



Model	Pan Size	BTU
FPB-20SPSBR14TPSI-N	20"	125,000
FPB-20SPSBR14TPSI-P	20"	160,000

Brass | Square | Burning Spur | Drop-In [MT]



Model	Pan Size	BTU
FPB-20SPSBR14MT-N	20"	125,000
FPB-20SPSBR14MT-P	20"	160,000

Pro Series > Burners Systems

EACH BURNER SYSTEM IS DESIGNED TO BE NATURAL GAS OR PROPANE FROM THE FACTORY.

BRASS BURNERS SYSTEMS

WE DO NOT OFFER GAS CONVERSION KITS FOR PRO SERIES

Brass | Linear | H Burner | Flat [AWS]



Model	Pan Size	BTU
LOF-3610PS306AWS-N	36" x 10"	95,000
LOF-4810PS406AWS-N	48" x 10"	120,000
LOF-6010PS506AWS-N	60" x 10"	160,000
LOF-7210PS606AWS-N	72" x 10"	180,000
LOF-9610PS806AWS-N	96" x 10"	250,000
LOF-3610PS306AWS-P	36" x 10"	115,000
LOF-4810PS406AWS-P	48" x 10"	150,000
LOF-6010PS506AWS-P	60" x 10"	175,000
LOF-7210PS606AWS-P	72" x 10"	200,000
LOF-9610PS806AWS-P	96" x 10"	240,000

Brass | Linear | H Burner | Flat [TPSi]



Model	Pan Size	BTU
LOF-3610PS306TPSi-N	36" x 10"	95,000
LOF-4810PS406TPSi-N	48" x 10"	120,000
LOF-6010PS506TPSi-N	60" x 10"	160,000
LOF-3610PS306TPSi-P	36" x 10"	115,000
LOF-4810PS406TPSi-P	48" x 10"	150,000
LOF-6010PS506TPSi-P	60" x 10"	175,000

Brass | Linear | H Burner | Flat [MT]



Model	Pan Size	BTU
LOF-3610PS306MT-N	36" x 10"	95,000
LOF-4810PS406MT-N	48" x 10"	120,000
LOF-6010PS506MT-N	60" x 10"	160,000
LOF-7210PS606MT-N	72" x 10"	180,000
LOF-9610PS806MT-N	96" x 10"	250,000
LOF-3610PS306MT-P	36" x 10"	115,000
LOF-4810PS406MT-P	48" x 10"	150,000
LOF-6010PS506MT-P	60" x 10"	175,000
LOF-7210PS606MT-P	72" x 10"	200,000
LOF-9610PS806MT-P	96" x 10"	240,000

[MT] - NG to LP Conversion Kits

Model	BTU	Description
OAS-LPK47	50,000	Universal LP Conversion kit for: 50,000 BTU, includes: OAS-LP47, #S499-8, #113-SS4-D5, U3-8D-S
OAS-LPK41	75,000	Universal LP Conversion kit for: 75,000 BTU, includes: OAS-LP41, #S499-8, #113-SS4-D5, U3-8D-S
OAS-LPK35	100,000	Universal LP Conversion kit for: 100,000 BTU, includes: OAS-LP35, #S499-8, #113-SS4-D5, U3-8D-S
OAS-LPK31	125,000	Universal LP Conversion kit for: 125,000 BTU, includes: OAS-LP31, #S499-8, #113-SS4-D5, U3-8D-S
OAS-LPK29	150,000	Universal LP Conversion kit for: 150,000 BTU, includes: OAS-LP29, #S499-8, #113-SS4-D5, U3-8D-S
OAS-LPK26	175,000	Universal LP Conversion kit for: 175,000 BTU, includes: OAS-LP29, #S499-8, #113-SS4-D5, U3-8D-S
OAS-LPK22	200,000	Universal LP Conversion kit for: 200,000 BTU, includes: OAS-LP22, #S499-8, #113-SS4-D5, U3-8D-S
OAS-LPK19	225,000	Universal LP Conversion kit for: 225,000 BTU, includes: OAS-LP19, #S499-8, #113-SS4-D5, U3-8D-S
OAS-LPK12	250,000	Universal LP Conversion kit for: 250,000 BTU, includes: OAS-LP12, #S499-8, #113-SS4-D5, U3-8D-S

[TPSi] - NG to LP Conversion Kits

Model	BTU	Description
TPSi-LPK47	50,000	TPSi LP Conversion kit for: 50,000 BTU, includes: Main Burner Orifice OAS-LP47, PSE-SUB163 (Pilot Orifice)
TPSi-LPK41	75,000	TPSi LP Conversion kit for: 75,000 BTU, includes: Main Burner Orifice OAS-LP41, PSE-SUB163 (Pilot Orifice)
TPSi-LPK35	100,000	TPSi LP Conversion kit for: 100,000 BTU, includes: Main Burner Orifice OAS-LP35, PSE-SUB163 (Pilot Orifice)
TPSi-LPK31	125,000	TPSi LP Conversion kit for: 125,000 BTU, includes: Main Burner Orifice OAS-LP31, PSE-SUB163 (Pilot Orifice)
TPSi-LPK29	150,000	TPSi LP Conversion kit for: 150,000 BTU, includes: Main Burner Orifice OAS-LP29, PSE-SUB163 (Pilot Orifice)

[AWS] - Pilot Orifice for the AWS Valve

Model	BTU	Description
FG-AWS-PBO-P	N/A	Pilot Burner Orifice for FG-AWS30VDC-GOEK and FG-AWS30VDC-K (AWEIS Standard Capacity 30VDC Valve)

Stainless Steel > Burners Systems

EACH BURNER SYSTEM IS DESIGNED TO BE NATURAL GAS OR PROPANE FROM THE FACTORY.

STEEL BURNERS SYSTEMS

YOU CAN PURCHASE AN NG > TO > LP CONVERSION KIT

⊗ Stainless Steel | Round | Drop-In [AWS]



Model	Pan Size	BTU
FPB-25RBSAWS-N	25"	125,000
FPB-29RBSAWS-N	29"	125,000
FPB-33RBSAWS-N	33"	175,000
FPB-25RBSAWS-P	25"	125,000
FPB-29RBSAWS-P	29"	125,000
FPB-33RBSAWS-P	33"	175,000

⊗ Stainless Steel | Round | Flat [AWS]



Model	Pan Size	BTU
FPB-26DBSAWS-N	26"	125,000
FPB-29DBSAWS-N	29"	125,000
FPB-34DBSAWS-N	34"	175,000
FPB-39DBSAWS-N	39"	250,000
FPB-44DBSAWS-N	44"	250,000
FPB-26DBSAWS-P	26"	125,000
FPB-29DBSAWS-P	29"	125,000
FPB-34DBSAWS-P	34"	175,000
FPB-39DBSAWS-P	39"	250,000
FPB-44DBSAWS-P	44"	250,000

⊗ Stainless Steel | Round | Drop-In [TPSI]



Model	Pan Size	BTU
FPB-19RBS16TPSI-N	19"	75,000
FPB-25RBS22TPSI-N	25"	125,000
FPB-29RBS22TPSI-N	29"	125,000
FPB-33RBS31TPSI-N	33"	175,000
FPB-19RBS16TPSI-P	19"	75,000
FPB-25RBS22TPSI-P	25"	125,000
FPB-29RBS22TPSI-P	29"	125,000
FPB-33RBS31TPSI-P	33"	175,000

⊗ Stainless Steel | Round | Flat [TPSI]



Model	Pan Size	BTU
FPB-26DBS22TPSI-N	26"	125,000
FPB-29DBS22TPSI-N	29"	125,000
FPB-34DBS31TPSI-N	34"	175,000
FPB-26DBS22TPSI-P	26"	125,000
FPB-29DBS22TPSI-P	29"	125,000
FPB-34DBS31TPSI-P	34"	175,000

⊗ Stainless Steel | Round | Drop-In [MT]



Model	Pan Size	BTU
FPB-19RBSMT-N	19"	75,000
FPB-25RBS22MT-N	25"	125,000
FPB-29RBS22MT-N	29"	125,000
FPB-33RBS31MT-N	33"	175,000

⊗ Stainless Steel | Round | Flat [MT]



Model	Pan Size	BTU
FPB-26DBS22MT-N	26"	125,000
FPB-29DBS22MT-N	29"	125,000
FPB-34DBS31MT-N	34"	175,000
FPB-39DBS36MT-N	39"	250,000
FPB-44DBS36MT-N	44"	250,000

⊗ Stainless Steel | Square | Drop-In [AWS]



Model	Pan Size	BTU
FPB-20SBSAWS-N	20"	75,000
FPB-26SBSAWS-N	26"	125,000
FPB-32SBSAWS-N	32"	175,000
FPB-38SBSAWS-N	38"	250,000
FPB-20SBSAWS-P	20"	75,000
FPB-26SBSAWS-P	26"	125,000
FPB-32SBSAWS-P	32"	175,000
FPB-38SBSAWS-P	38"	250,000

⊗ Stainless Steel | Square | Flat [AWS]




Model	Pan Size	BTU
FPB-25SFBSAWS-N	25"	125,000
FPB-30SFBSAWS-N	30"	125,000
FPB-34SFBSAWS-N	34"	175,000
FPB-40SFBSAWS-N	40"	250,000
FPB-46SFBSAWS-N	46"	250,000
FPB-25SFBSAWS-P	25"	125,000
FPB-30SFBSAWS-P	30"	125,000
FPB-34SFBSAWS-P	34"	175,000
FPB-40SFBSAWS-P	40"	250,000
FPB-46SFBSAWS-P	46"	250,000

Stainless Steel > Burners Systems


STEEL BURNERS SYSTEMS

Stainless Steel | Square | Drop-In [TPSI]




Model	Pan Size	BTU
FPB-20SBS16TPSI-N	20"	75,000
FPB-26SBS22TPSI-N	26"	125,000
FPB-32SBS31TPSI-N	32"	175,000
FPB-20SBS16TPSI-P	20"	75,000
FPB-26SBS22TPSI-P	26"	125,000
FPB-32SBS31TPSI-P	32"	175,000

Stainless Steel | Square | Flat [TPSI]




Model	Pan Size	BTU
FPB-25SFBS22TPSI-N	25"	125,000
FPB-30SFBS22TPSI-N	30"	125,000
FPB-34SFBS31TPSI-N	34"	175,000
FPB-25SFBS22TPSI-P	25"	125,000
FPB-30SFBS22TPSI-P	30"	125,000
FPB-34SFBS31TPSI-P	34"	175,000

Stainless Steel | Square | Drop-In [MT]



Model	Pan Size	BTU
FPB-20SBSMT-N	20"	75,000
FPB-26SBS22MT-N	26"	125,000
FPB-32SBS31MT-N	32"	175,000
FPB-38SBS36MT-N	38"	250,000

Stainless Steel | Square | Flat [MT]



Model	Pan Size	BTU
FPB-25SFBS22MT-N	25"	125,000
FPB-30SFBS22MT-N	30"	125,000
FPB-34SFBS31MT-N	34"	175,000
FPB-40SFBS36MT-N	40"	250,000
FPB-46SFBS36MT-N	46"	250,000

Stainless Steel | Linear | H Burner | Drop-In [AWS]



Model	Pan Size	BTU
LOF-3614HAWS-N	36" x 14"	125,000
LOF-4214HAWS-N	42" x 14"	150,000
LOF-4814HAWS-N	48" x 14"	150,000
LOF-6016HAWS-N	60" x 16"	175,000
LOF-7216HAWS-N	72" x 16"	200,000
LOF-9616HAWS-N	96" x 16"	250,000
LOF-3614HAWS-P	36" x 14"	125,000
LOF-4214HAWS-P	42" x 14"	150,000
LOF-4814HAWS-P	48" x 14"	150,000
LOF-6016HAWS-P	60" x 16"	175,000
LOF-7216HAWS-P	72" x 16"	200,000
LOF-9616HAWS-P	96" x 16"	250,000

Stainless Steel | Linear | H Burner | Flat [AWS]



Model	Pan Size	BTU
LOF-3614FHAWS-N	36" x 14"	100,000
LOF-4814FHAWS-N	48" x 14"	150,000
LOF-6016FHAWS-N	60" x 16"	175,000
LOF-7216FHAWS-N	72" x 16"	200,000
LOF-9616FHAWS-N	96" x 16"	250,000
LOF-3614FHAWS-P	36" x 14"	100,000
LOF-4814FHAWS-P	48" x 14"	150,000
LOF-6016FHAWS-P	60" x 16"	175,000
LOF-7216FHAWS-P	72" x 16"	200,000
LOF-9616FHAWS-P	96" x 16"	250,000
LOF-8416HAWS-P	84" x 16"	225,000
LOF-9616HAWS-P	96" x 16"	250,000

Stainless Steel | Linear | H Burner | Drop-In [TPSI]



Model	Pan Size	BTU
LOF-3614HTPSI-N	36" x 14"	125,000
LOF-4214HTPSI-N	42" x 14"	125,000
LOF-4814HTPSI-N	48" x 14"	150,000
LOF-3614HTPSI-P	36" x 14"	125,000
LOF-4214HTPSI-P	42" x 14"	125,000
LOF-4814HTPSI-P	48" x 14"	150,000

Stainless Steel | Linear | H Burner | Flat [TPSI]



Model	Pan Size	BTU
LOF-3614FHTPSI-N	36" x 14"	125,000
LOF-4814FHTPSI-N	48" x 14"	150,000
LOF-3614FHTPSI-P	36" x 14"	125,000
LOF-4814FHTPSI-P	48" x 14"	150,000

Stainless Steel | Linear | H Burner | Drop-In [MT]



Model	Pan Size	BTU
LOF-3614HMT-N	36" x 14"	125,000
LOF-4214HMT-N	42" x 14"	125,000
LOF-4814HMT-N	48" x 14"	150,000
LOF-6016HMT-N	60" x 16"	175,000
LOF-7216HMT-N	72" x 16"	200,000
LOF-9616HMT-N	96" x 16"	250,000

Stainless Steel | Linear | H Burner | Flat [MT]



Model	Pan Size	BTU
LOF-3313FHMT-N	32 3/4" x 12 3/4"	100,000
LOF-3614FHMT-N	36" x 14"	125,000
LOF-4814FHMT-N	48" x 14"	150,000
LOF-5113FHMT-N	50 3/4" x 12 3/4"	125,000
LOF-6016FHMT-N	60" x 16"	175,000
LOF-7216FHMT-N	72" x 16"	200,000
LOF-9616FHMT-N	96" x 16"	250,000

Stainless Steel | Linear | T Burner | Drop-In [AWS]



Model	Pan Size	BTU
LOF-3606TAWS-N	36" x 6"	75,000
LOF-4806TAWS-N	48" x 6"	100,000
LOF-6006TAWS-N	60" x 6"	125,000
LOF-7206TAWS-N	72" x 6"	150,000
LOF-9606TAWS-N	96" x 6"	200,000
LOF-3606TAWS-P	36" x 6"	75,000
LOF-4806TAWS-P	48" x 6"	100,000
LOF-6006TAWS-P	60" x 6"	125,000
LOF-7206TAWS-P	72" x 6"	150,000
LOF-9606TAWS-P	96" x 6"	200,000

Stainless Steel | Linear | T Burner | Flat [AWS]



Model	Pan Size	BTU
LOF-4808FTAWS-N	48" x 8"	100,000
LOF-7208FTAWS-N	72" x 8"	150,000
LOF-8408FTAWS-N	84" x 8"	175,000
LOF-9608FTAWS-N	96" x 8"	200,000
LOF-4808FTAWS-P	48" x 8"	100,000
LOF-7208FTAWS-P	72" x 8"	150,000
LOF-8408FTAWS-P	84" x 8"	175,000
LOF-9608FTAWS-P	96" x 8"	200,000

Stainless Steel | Linear | T Burner | Drop-In [TPSI]



Model	Pan Size	BTU
LOF-3606TTPSI-N	36" x 6"	75,000
LOF-4806TTPSI-N	48" x 6"	100,000
LOF-6006TTPSI-N	60" x 6"	125,000
LOF-7206TTPSI-N	72" x 6"	150,000
LOF-3606TTPSI-P	36" x 6"	75,000
LOF-4806TTPSI-P	48" x 6"	100,000
LOF-6006TTPSI-P	60" x 6"	125,000
LOF-7206TTPSI-P	72" x 6"	150,000

Stainless Steel | Linear | T Burner | Flat [TPSI]



Model	Pan Size	BTU
LOF-4808FTTPSI-N	48" x 8"	100,000
LOF-7208FTTPSI-N	72" x 8"	150,000
LOF-4808FTTPSI-P	48" x 8"	100,000
LOF-7208FTTPSI-P	72" x 8"	150,000

Stainless Steel | Linear | T Burner | Drop-In [MT]



Model	Pan Size	BTU
LOF-3606TMT-N	36" x 6"	75,000
LOF-4806TMT-N	48" x 6"	100,000
LOF-6006TMT-N	60" x 6"	125,000
LOF-7206TMT-N	72" x 6"	150,000
LOF-9606TMT-N	96" x 6"	200,000

Stainless Steel | Linear | T Burner | Flat [MT]



Model	Pan Size	BTU
LOF-4808FTMT-N	48" x 8"	100,000
LOF-7208FTMT-N	72" x 8"	150,000
LOF-9608FTMT-N	96" x 8"	200,000

Stainless Steel > SRW/Paver Kits

ALL-IN-ONE SOLUTION

One model number - each package provides the all-in-one solution for upgrading to a gas fire pit.

All models are sold in either Natural Gas or Liquid Propane from the factory.

To the right you will find a representation of what's in the box of each package.



Round > Flat [MT]

Model	Fits Inside	Burner System	Flexframe	Control Panel	Vent Kit	Media	LP Conv. Kit
FPB-26D22MTN-PK	26" to 29"	FPB-26DBS22MT-N	FLEXFRAME-SS	PAVER-CP-MT	PAVER-VENT-4LNTS	FG-LAVA-10 (x3)	OAS-LPK41
FPB-29D22MTN-PK	29" to 32"	FPB-29DBS22MT-N	FLEXFRAME-SS3	PAVER-CP-MT	PAVER-VENT-4LNTS	FG-LAVA-40	OAS-LPK31
FPB-34D31MTN-PK	34" to 37"	FPB-34DBS31MT-N	FLEXFRAME-SS3	PAVER-CP-MT	PAVER-VENT-4LNTS	FG-LAVA-40 + FG-LAVA-10	OAS-LPK26
FPB-34D31MTN-PK2	34" to 37"	FPB-34DBS31MT-N	FLEXFRAME-SS3	PAVER-CP-MT	PAVER-VENT-6LNTS	FG-LAVA-40 + FG-LAVA-10	OAS-LPK26
FPB-39DBS36MTN-PK	39" to 42"	FPB-39DBS36MT-N	FLEXFRAME-SS3	PAVER-CP-MT	PAVER-VENT-4LNTS	FG-LAVA-40 + FG-LAVA-10	OAS-LPK12
FPB-44DBS36MTN-PK	44" to 47"	FPB-44DBS36MT-N	FLEXFRAME-SS3	PAVER-CP-MT	PAVER-VENT-4LNTS	FG-LAVA-40 + FG-LAVA-10 (x2)	OAS-LPK12

Square > Flat [MT]

Model	Fits Inside	Burner System	Flexframe	Control Panel	Vent Kit	Media	LP Conv. Kit
FPB-25SF22MTN-PK	25" to 28"	FPB-25SFBS22MT-N	FLEXFRAME-SS	PAVER-CP-MT	PAVER-VENT-4LNTS	FG-LAVA-10 (x3)	OAS-LPK31
FPB-30SF22MTN-PK	30" to 33"	FPB-30SFBS22MT-N	FLEXFRAME-SS3	PAVER-CP-MT	PAVER-VENT-4LNTS	FG-LAVA-40	OAS-LPK31
FPB-34SF31MTN-PK	34" to 37"	FPB-34SFBS31MT-N	FLEXFRAME-SS3	PAVER-CP-MT	PAVER-VENT-4LNTS	FG-LAVA-40 + FG-LAVA-10	OAS-LPK26
FPB-40SFS36MTN-PK	40" to 43"	FPB-40SFB36MT-N	FLEXFRAME-SS3	PAVER-CP-MT	PAVER-VENT-6LNTS	FG-LAVA-40 + FG-LAVA-10	OAS-LPK12
FPB-40SFS36MTN-PK2	40" to 43"	FPB-40SFB36MT-N	FLEXFRAME-SS3	PAVER-CP-MT	PAVER-VENT-4LNTS	FG-LAVA-40 + FG-LAVA-10	OAS-LPK12

Square > Drop-In [MT]

Model	Fits Inside	Burner System	Flexframe	Control Panel	Vent Kit	Media	LP Conv. Kit
FPB-20SBS16MTN-PK	20" to 23"	FPB-20SBS16MT-N	FLEXFRAME-SS	PAVER-CP-MT	PAVER-VENT-4LNTS	FG-LAVA-10 (x2)	OAS-LPK31

Linear > Flat [MT]

Model	Fits Inside	Burner System	Flexframe	Control Panel	Vent Kit	Media	LP Conv. Kit
LOF-3614FHMTN-PK	36" to 40" L, 14" to 18" W	LOF-3614FHMT-N	FLEXFRAME-SS3	PAVER-CP-MT	PAVER-VENT-4LNTS	FG-LAVA-40 + FG-LAVA-10	OAS-LPK31
LOF-4814FHMTN-PK	48" to 52" L, 14" to 18" W	LOF-4814FHMT-N	FLEXFRAME-SS3	PAVER-CP-MT	PAVER-VENT-4LNTS	FG-LAVA-40 + FG-LAVA-10 (x3)	OAS-LPK29
LOF-6016FHMTN-PK	60" to 64" L, 16" to 20" W	LOF-6016FHMT-N	FLEXFRAME-SS3	PAVER-CP-MT	PAVER-VENT-4LNTS	FG-LAVA-40 + FG-LAVA-10 (x2)	OAS-LPK26



Pro Series > SRW/Paver Kits

ALL-IN-ONE SOLUTION

One model number - each package provides the all-in-one solution for upgrading to a gas fire pit.

All models are sold in either Natural Gas or Liquid Propane from the factory.

To the right you will find a representation of what's in the box of each package.



BURNER SYSTEM



FLEX FRAME



CONTROL PANEL



VENT KIT



MEDIA

Round > Flat [MT]

Model	Fits Inside	Burner System	Flexframe	Control Panel	Vent Kit	Media	Gas Type
FPB-26DPS18MTN-PK	26" to 29"	FPB-26DPSSF18MT-N	FLEXFRAME-SS	PAVER-CP-MT	PAVER-VENT-4LNTS	FG-LAVA-10 (x3)	NG
FPB-29DPS25MTN-PK	29" to 33"	FPB-29DPSSF25MT-N	FLEXFRAME-SS3	PAVER-CP-MT	PAVER-VENT-4LNTS	FG-LAVA-40	NG
FPB-34DPS25MTN-PK	34" to 39"	FPB-34DPSSF25MT-N	FLEXFRAME-SS3	PAVER-CP-MT	PAVER-VENT-4LNTS	FG-LAVA-40 + FG-LAVA-10	NG
FPB-34DPS25MTN-PK6	34" to 39"	FPB-34DPSSF25MT-N	FLEXFRAME-SS3	PAVER-CP-MT	PAVER-VENT-6LNTS	FG-LAVA-40 + FG-LAVA-10	NG
FPB-26DPS18MTP-PK	26" to 29"	FPB-26DPSSF18MT-P	FLEXFRAME-SS	PAVER-CP-MT	PAVER-VENT-4LNTS	FG-LAVA-10 (x3)	LP
FPB-29DPS25MTP-PK	29" to 33"	FPB-29DPSSF25MT-P	FLEXFRAME-SS3	PAVER-CP-MT	PAVER-VENT-4LNTS	FG-LAVA-40	LP
FPB-34DPS25MTP-PK	34" to 39"	FPB-34DPSSF25MT-P	FLEXFRAME-SS3	PAVER-CP-MT	PAVER-VENT-4LNTS	FG-LAVA-40 + FG-LAVA-10	LP
FPB-34DPS25MTP-PK6	34" to 39"	FPB-34DPSSF25MT-P	FLEXFRAME-SS3	PAVER-CP-MT	PAVER-VENT-6LNTS	FG-LAVA-40 + FG-LAVA-10	LP

Square > Flat [MT]

Model	Fits Inside	Burner System	Flexframe	Control Panel	Vent Kit	Media	Gas Type
FPB-25SFPS18MTN-PK	25" to 30"	FPB-25SFSSF18MT-N	FLEXFRAME-SS	PAVER-CP-MT	PAVER-VENT-4LNTS	FG-LAVA-10 (x3)	NG
FPB-30SFPS25MTN-PK	30" to 35"	FPB-30SFSSF25MT-N	FLEXFRAME-SS3	PAVER-CP-MT	PAVER-VENT-4LNTS	FG-LAVA-40	NG
FPB-34SFPS25MTN-PK	34" to 39"	FPB-34SFSSF25MT-N	FLEXFRAME-SS3	PAVER-CP-MT	PAVER-VENT-4LNTS	FG-LAVA-40 + FG-LAVA-10	NG
FPB-25SFPS18MTP-PK	25" to 30"	FPB-25SFSSF18MT-P	FLEXFRAME-SS	PAVER-CP-MT	PAVER-VENT-4LNTS	FG-LAVA-10 (x3)	LP
FPB-30SFPS25MTP-PK	30" to 35"	FPB-30SFSSF25MT-P	FLEXFRAME-SS3	PAVER-CP-MT	PAVER-VENT-4LNTS	FG-LAVA-40	LP
FPB-34SFPS25MTP-PK	34" to 39"	FPB-34SFSSF25MT-P	FLEXFRAME-SS3	PAVER-CP-MT	PAVER-VENT-4LNTS	FG-LAVA-40 + FG-LAVA-10	LP

Square > Drop-In [MT]

Model	Fits Inside	Burner System	Flexframe	Control Panel	Vent Kit	Media	Gas Type
FPB-20SPS14MTN-PK	20" to 25"	FPB-20SPSBR14MT-N	FLEXFRAME-SS	PAVER-CP-MT	PAVER-VENT-4LNTS	FG-LAVA-10 (x2)	NG
FPB-20SPS14MTP-PK	20" to 25"	FPB-20SPSBR14MT-P	FLEXFRAME-SS	PAVER-CP-MT	PAVER-VENT-4LNTS	FG-LAVA-10 (x2)	LP

Linear > Flat [MT]

Model	Fits Inside	Burner System	Flexframe	Control Panel	Vent Kit	Media	Gas Type
LOF-3610PS306MTN-PK	36" to 41" L, 10" to 15" W	LOF-3610PS306MT-N	FLEXFRAME-SS3	PAVER-CP-MT	PAVER-VENT-4LNTS	FG-LAVA-40	NG
LOF-4810PS406MTN-PK	48" to 53" L, 10" to 15" W	LOF-4810PS406MT-N	FLEXFRAME-SS3	PAVER-CP-MT	PAVER-VENT-4LNTS	FG-LAVA-40 + FG-LAVA-10	NG
LOF-6010PS506MTN-PK	60" to 65" L, 10" to 15" W	LOF-6010PS506MT-N	FLEXFRAME-SS3	PAVER-CP-MT	PAVER-VENT-4LNTS	FG-LAVA-40 + FG-LAVA-10 (x2)	NG
LOF-3610PS306MTP-PK	36" to 41" L, 10" to 15" W	LOF-3610PS306MT-P	FLEXFRAME-SS3	PAVER-CP-MT	PAVER-VENT-4LNTS	FG-LAVA-40	LP
LOF-4810PS406MTP-PK	48" to 53" L, 10" to 15" W	LOF-4810PS406MT-P	FLEXFRAME-SS3	PAVER-CP-MT	PAVER-VENT-4LNTS	FG-LAVA-40 + FG-LAVA-10	LP
LOF-6010PS506MTP-PK	60" to 65" L, 10" to 15" W	LOF-6010PS506MT-P	FLEXFRAME-SS3	PAVER-CP-MT	PAVER-VENT-4LNTS	FG-LAVA-40 + FG-LAVA-10 (x2)	LP

SRW/Paver Fire Pit Burner Accessories

INDIVIDUAL PARTS & ACCESSORIES FOR THE SRW/PAVER KITS

Flexframe

Allows you the flexibility to fill the gap between the fire pit structure and the pan. You can easily remove the burner without disturbing the structure. Flexible and easy to adapt for round, square, and rectangular fire pits.



COMPATIBLE WITH



FLEXFRAME-PRO3

Pro Series - Wider Version of the FLEXFRAME. Designed for Larger Round, Square and Linear Burner Systems - Constructed of 16 Gauge 304 Stainless Steel


(3) 44" pieces per package



FLEXFRAME-SS3

Constructed of 16 Gauge 304 Stainless Steel. Engineered to protect against outdoor elements including salt water environments

(3) 44" pieces per package



FLEXFRAME-SS

Constructed of 16 Gauge 304 Stainless Steel. Engineered to protect against outdoor elements including salt water environments

(2) 44" pieces per package

SRW/Paver Control Panel Enclosures

House the components of your burner system seamlessly within your SRW/Paver blocks.

Components of burner system are not included in the Control Panel Enclosure - they are located in the burner system or SRW/Paver Kit you purchased.



PAVER-CP-AWS

For use when building fire pit enclosures with SRW block and an AWS burner system.

INCLUDES:

- SRW bracket kit and extender
- Lintel - 12" L x 3" W
- Screws and fittings
- Tapcon® concrete anchors

COMPATIBLE WITH



PAVER-CP-TPSI

For use when building fire pit enclosures with SRW block and an TPSI burner system.

INCLUDES:

- SRW bracket kit and extender
- Lintel - 12" L x 3" W
- Screws and fittings
- Tapcon® concrete anchors

COMPATIBLE WITH



PAVER-CP-MT-MSI

For use when building fire pit enclosures with SRW block and an MT burner system.

INCLUDES:

- Face plate for key valve and MSI
- SRW bracket kit and extender
- Lintel - 12" L x 3" W
- Battery operated Piezo igniter
- Ignition hood
- Screws and fittings
- Tapcon® concrete anchors

COMPATIBLE WITH



PAVER-CP-MT

For use when building fire pit enclosures with SRW block and an MT burner system.

INCLUDES:

- SRW bracket kit and extender
- Lintel - 12" L x 3" W
- Screws and fittings
- Tapcon® concrete anchors

COMPATIBLE WITH



SRW/Paver Vent Kits



PAVER-VENT-4-LNTS

Stainless steel SRW vent kit with lintel. Each vent provides 18 square inches of ventilation.

INCLUDES:

- Two (2) 3 5/8"H x 8"W vents with mounting plate, extension plate extends overall size up to 10"W
- Two (2) Tapcon® concrete anchors
- Two (2) Lintels 12"L x 3"W (20 gauge galvanized steel)

COMPATIBLE WITH



PAVER-VENT-6-LNTS

Stainless steel SRW vent kit with lintel. Each vent provides 18 square inches of ventilation.

INCLUDES:

- Two (2) 5 5/8"H x 8"W vents with mounting plate, extension plate extends overall size up to 10"W
- Two (2) Tapcon® concrete anchors
- Two (2) Lintels 12"L x 3"W (20 gauge galvanized steel)

COMPATIBLE WITH



MSI-BSMTI

Manual spark ignition kit for FPB "MT" Match Throw Systems featuring the burning spur.

COMPATIBLE WITH



RTF Enclosures



Linear RTF

Model	Dimensions
RTF-L10824	108" L x 24" W x 18" T
RTF-L10834	108" L x 34" W x 18" T
RTF-L4224	42" L x 24" W x 18" T
RTF-L4234	42" L x 34" W x 18" T
RTF-L6024	60" L x 24" W x 18" T
RTF-L6034	60" L x 34" W x 18" T
RTF-L8424	84" L x 24" W x 18" T
RTF-L8434	84" L x 34" W x 18" T



Round RTF

Model	Dimensions
RTF-R42	42" Diameter x 18" T
RTF-R48	48" Diameter x 18" T
RTF-R60	60" Diameter x 18" T

Features

The exterior panels are factory clad with 1/2" PermaBase cement board. PermaBase is impact resistant, extremely durable and dimensionally stable. It has overall flexural, compressive and tensile strength characteristics, highly moisture resistant and will not rot, disintegrate or swell when exposed to water.



Square RTF

Model	Dimensions
RTF-S42	42" W x 42" W x 18" T
RTF-S48	48" W x 48" W x 18" T
RTF-S60	60" W x 60" W x 18" T

Supports up to 700lbs.
 Template lines on top of units for easy cut outs.
Warranty: Lifetime warranty on construction and manufacturer defects.
 Comes included with a VENT-KIT-6X12

Media & Jewelry

Rock Media

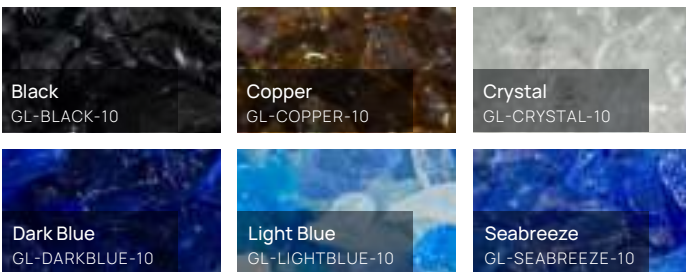


Lava Rock Each rock is approximately 1" to 2" in diameter
 FG-LAVA-10 10 lbs.
 FG-LAVA-40 1 cubic foot (approx 30 - 40 lbs.)

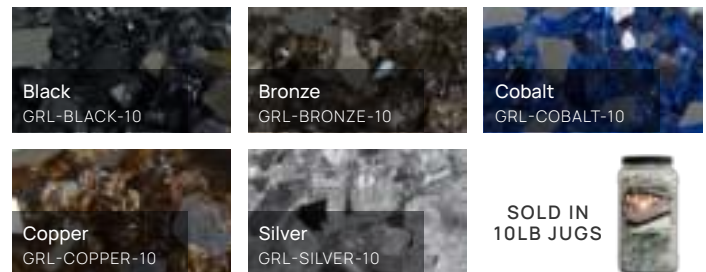


Lava Stones Each stone is approximately 1" to 2" in diameter
 FG-LS50 50 lbs.

Broken Glass Approx. 1/2" - 1" in size



Reflective Glass Approx. 1/2" - 1" in size




SOLD IN 10LB JUGS


Steel > Log Sets



Steel > Twig Sets



Concrete > Log Sets



Concrete > Twig Sets



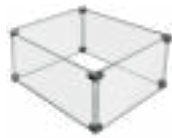
Glass Windshields

FOR FIREGEAR BURNER SYSTEMS



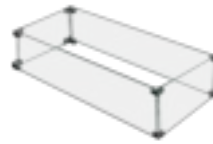
Round Windshields

Model	Dimensions
GWS-23R	23" Diameter x 8" H
GWS-32R	32" Diameter x 8" H
GWS-36R	36" Diameter x 8" H
GWS-38R	38" Diameter x 8" H
GWS-48R	48" Diameter x 8" H
GWS-60R	60" Diameter x 8" H



Square Windshields

Model	Dimensions
GWS-2424	24" W x 7 1/2" H
GWS-3030	30" W x 7 1/2" H
GWS-3838	38" W x 7 1/2" H
GWS-4242	42" W x 7 1/2" H



Linear Windshields

Model	Dimensions	Model	Dimensions
GWS-2911	29 1/2" L x 11 1/2" W x 6" H	GWS-5311	53 1/2" L x 11 1/2" W x 6" H
GWS-2917	29 1/2" L x 17" W x 6" H	GWS-5319	53" L x 19" W x 6" H
GWS-3511	35 1/2" L x 11 1/2" W x 6" H	GWS-6511	65 1/2" L x 11 1/2" W x 6" H
GWS-3517	35 1/2" L x 17" W x 6" H	GWS-6521	65" L x 21" W x 6" H
GWS-4111	41 1/2" L x 11 1/2" W x 6" H	GWS-7711	77 1/2" L x 11 1/2" W x 6" H
GWS-4119	41" L x 19" W x 6" H	GWS-7721	77" L x 21" W x 6" H

Lids

FOR FIREGEAR BURNER SYSTEMS



Round Lids

Model	Dimensions	Fits Models
LID-19R2	22" Diameter x 2.5" H	FPB-19R Series
LID-25R2	28" Diameter x 2.5" H	FPB-25R Series
LID-29R2	32" Diameter x 2.5" H	FPB-29R Series
LID-33R2	36" Diameter x 2.5" H	FPB-33R Series



Square Lids

Model	Dimensions	Fits Models
LID-20S	22 1/4" W x 2" H	FPB-20S Series
LID-26S	28 1/4" W x 2" H	FPB-26S Series
LID-32S	34 1/4" W x 2" H	FPB-32S Series
LID-38S	40 1/4" W x 2" H	FPB-38S Series



Linear Lids > H Burners

Model	Dimensions	Fits Models
LID-LOF2412	26 3/4" L x 14 3/4" W x 2 7/8" H	LOF2412
LID-LOF3012	32 3/4" L x 14 3/4" W x 2 7/8" H	LOF3012
LID-LOF3614	38 3/4" L x 16 3/4" W x 2 7/8" H	LOF3614
LID-LOF4214	44 3/4" L x 16 3/4" W x 2 7/8" H	LOF4214
LID-LOF4814	50 3/4" L x 16 3/4" W x 2 7/8" H	LOF4814
LID-LOF6016	62 3/4" L x 18 3/4" W x 2 7/8" H	LOF6016
LID-LOF7216	74 3/4" L x 18 3/4" W x 2 7/8" H	LOF7216
LID-LOF8416	86 3/4" L x 18 3/4" W x 2 7/8" H	LOF8416
LID-LOF9616	98 3/4" L x 18 3/4" W x 2 7/8" H	LOF9616



Linear Lids > T Burners

Model	Dimensions	Fits Models
LID-LOF2406	26 3/4" L x 8 3/4" W x 2 7/8" H	LOF2406
LID-LOF3006	32 3/4" L x 8 3/4" W x 2 7/8" H	LOF3006
LID-LOF3606	38 3/4" L x 8 3/4" W x 2 7/8" H	LOF3606
LID-LOF4806	50 3/4" L x 8 3/4" W x 2 7/8" H	LOF4806
LID-LOF6006	62 3/4" L x 8 3/4" W x 2 7/8" H	LOF6006
LID-LOF7206	74 3/4" L x 8 3/4" W x 2 7/8" H	LOF7206
LID-LOF8406	86 3/4" L x 8 3/4" W x 2 7/8" H	LOF8406
LID-LOF9606	98 3/4" L x 8 3/4" W x 2 7/8" H	LOF9606

Gas Valves / Gas Valve Accessories / Vent Kit

FOR FIREGEAR BURNER SYSTEMS



KEY-PC-12
12" polished chrome key for key valve



KV-PC-12
High capacity straight key valve with polished chrome key cover and 12" key (350,000 BTU @ 1/2 PSI)



MSI-BSMTI
Manual spark ignition kit for FPB "MT" Match Throw Systems featuring the burning spur.



VENT-KIT-6X12SS
Includes 2 stainless steel 6" tall x 12" wide vents. Each vent provides 18 square inches of cross ventilation.

Gas Valves / Gas Valve Accessories / Vent Kit

FOR FIREGEAR BURNER SYSTEMS



ESTOP1-0H

Unique all mechanical gas shut-off timer with built-in emergency stop - no power required
High Btu capacity
Safest gas timer available in the industry
Available in 1 hour models
Innovative multi-port design provides installation flexibility
1/2" NPT inlets and outlets (side and back)
Six (6) mounting holes (front and side) for secure installation
Natural gas (NG) or Liquid Propane (LP) - no conversion necessary
Dial has UV Protection



ESTOP-CP-KIT
Control panel designed to house ESTOP1-0H timer.



ESTOP-LC-KIT
Locking Cabinet designed to house ESTOP1-0H timer (Removable Lock)



ESTOP-RM-KIT
Surface mount enclosure designed to house ESTOP1-0H timer.

Propane Accessories

FOR FIREGEAR BURNER SYSTEMS



FG-12QDK
Quick Disconnect Kit for use with Natural Gas or Liquid Propane - 12' (144"), 3/8" I.D.



FG-32LPHRK
32" Liquid Propane Hose and Regulator Kit, Rated at 85,375 BTU @10" W.C. CSA-AGA/CGA Approved.



FG-60LPHRK
60" Liquid Propane Hose and Regulator Kit, Rated at 130K BTU @10" W.C. CSA-AGA/CGA Approved.



FG-LPQDK
LP quick disconnect kit - includes 12' (144") 1/2" OD, 3/8" ID, gray PVC hose with quick disconnect fitting.



FG-LPRK
100K BTU Liquid Propane Regulator, 3/8" MPT Adapter and Acme Quick Connect. CSA-AGA/CGA approved.

Gas Flex Lines

FOR FIREGEAR BURNER SYSTEMS



T200-9898-10
1/2" OD (3/8" ID) x 10', with 1/2" OD FLARE NUTS

T200-9898-16
1/2" OD (3/8" ID) x 16', with 1/2" OD FLARE NUTS

T200-9898-22
1/2" OD (3/8" ID) x 22', with 1/2" OD FLARE NUTS

T200-9898-28
1/2" OD (3/8" ID) x 28', with 1/2" OD FLARE NUTS

T200-9898-34
1/2" OD (3/8" ID) x 34', with 1/2" OD FLARE NUTS

T200-9898-46
1/2" OD (3/8" ID) x 46', with 1/2" OD FLARE NUTS

Gas Fittings

FOR FIREGEAR BURNER SYSTEMS



U1-6C-S
Steel Gas Flare Fitting, 3/8" OD Flare x 3/8" MIP (tapped 1/8" FIP)



U1-6D-S
Steel Gas Flare Fitting, 3/8" OD Flare x 1/2" MIP (tapped 3/8" FIP)



U1-8C-S
Steel Gas Flare Fitting, 1/2" OD Flare x 3/8" MIP (tapped 1/4" FIP)



U1-8D-S
Steel Gas Flare Fitting, 1/2" OD Flare x 1/2" MIP (tapped 3/8" FIP)



U3-6D-S
Steel Gas Flare Fitting, 3/8" OD Flare x 1/2" FIP



U3-8D-S
Steel Gas Flare Fitting, 1/2" OD Flare x 1/2" FIP

Replacement Kits & Parts

FOR FIREGEAR BURNER SYSTEMS

FG-AWS-SCV-KIT

- FG-TP : Thermopile - for primary pilot assembly
- FG-HSI : Hot Surface Ignition - for pilot burner assembly
- FG-AWS-CONTROLLER : Main Controller Module

FG-TMSI-PILOT-SVC-KIT

- FG-IGNIT-ASSY-PI: Igniter Assembly
- FG-SPARK-IGN: Spark Igniter Assembly
- FG-GASVALVE-2: Gas Valve (piloted)
- FG-CONTROL-KNOB: Control Knob

FG-TFS-SVC-KIT

- VCS-5000MODTC : Module
- AF-4000BP12 : Battery Pack w/12' wire
- TFS-IGNT-ASSEMBLY : Igniter Assembly
- ST3-100-1027 : Mesh Screen cover for Ignition Hood
- ST3-113-1028 : Stainless Thread Cutting Screws (8)

FG-LTFS-SVC-KIT

- PILOTO23300-206 : Pilot Assembly
- VCS-5000MODTC : Module
- AF-4000BP12 : Battery Pack w/12' wire

FG-TMSI-SVC-KIT

- TMS-TC-ASSEMBLY : Thermocouple/Rainshield Replacement Kit
- ST3-080-1009 : Copreci Manual Gas Valve
- ST3-110-1005: Mounting Nut for Copreci Valve
- ST3-050-1024 : Manual Gas Valve Knob for Copreci Valve
- 3042-RB : Manual Spark Ignitor Module with Red Button
- PIEZO23WH : 23" Piezo Extension wire
- PIEZO48WH : 48" Piezo Extension wire
- ST3-100-1027 : Mesh Screen Cover (for ignition hood)
- ST3-113-1028 : Stainless Thread Cutting Screws



PILOTO-23300-206
L series burner pilot assembly



FG-SPARK-IGN
Spark igniter for TMSI LOF systems



FG-CONTROL-KNOB
Control knob for all LOF burners featuring TMSI LOF ignition



VCS-5000MODTC
Ignition module



FG-THERMOCOUPLE
Thermocouple for non-piloted TMSI Line Of Fire systems



ST3-080-1009
Copreci manual gas valve for round, square and flat burners featuring TMSI ignition system



FG-IGNIT-ASSY-PI
Ignition assembly for piloted TMSI Line Of Fire systems



FG-GASVALVE-2
Gas Valve (piloted) Fits:
LOF-48LHTMSI-N
LOF-48LTMSI-N
LOF-60LTMSI-N



TMSI-TC-ASSEMBLY
Copreci Thermocouple with ignition hood



FG-GASVALVE-1
Gas valve (non-piloted) for LOF TMSI systems



TFS-IGNT-ASSEMBLY
Ignition module, igniter probes, thermocouple and ignition hood

AWS Ignition Accessories & Replacement Parts

FOR FIREGEAR BURNER SYSTEMS



FG-AWS-PS-30V320
30VDC, 320W Power Supply



GOE-30VDC
30 VDC power supply for single fire feature



AWS-SWITCH-KIT
Stainless steel faceplate with switch



AWS-FACEPLATE
Stainless steel faceplate (only)



FG-PBA
FG-AWS pilot burner assembly (30" long)



FG-AWS-PBO-P
Pilot burner orifice for FG-AWS30VDC-GOEK and FG-AWS30VDC-K. Primary Pilot Orifice is only orifice need for LP conversion of FG-PBA pilot assembly

Built for NG. If LP is required, must purchase FG-AWS-PBO-P



FG-TIMER-2HR
Two (2) hour mechanical timer.



FG-1420-AOD
1420-A (On/Off/Remote) with 110 Receiver.



FG-EMER-STOP
Electronic emergency stop for 120VAC or 30 VDC.



FG-FD2HW
120 min mechanical timer (no enclosure)



FG-ICB
AWS ignition control box



FG-HEATSHIELD
AWS heat shield



FG-AWS-HARDWARE-BAG
Hardware bag for AWS valve systems

How Much Media Should I Use?

KALEA BAY		SANCTUARY 1			SANCTUARY 2 / 3			
Model	Glass Only	Glass Only	Lava Rock	Lava Stones	Model	Glass Only	Lava Rock as a Base	Lava Stones (on top of Lava Rock)
36" Kalea Bay	15 lbs	30 lbs	20 lbs	35 lbs	Sanct 2	120 lbs	30 lbs	30 lbs
48" Kalea Bay	20 lbs				Sanct 3	70 lbs	15 lbs	20 lbs
60" Kalea Bay	25 lbs							
72" Kalea Bay	25 lbs							

ROUND FIRE PIT

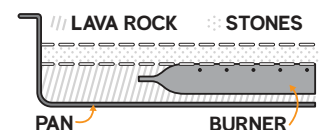
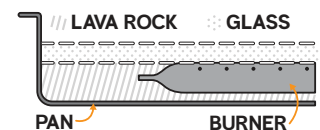
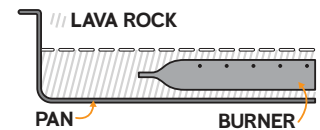
ID of Fire Pit	Lava Rock Only	Lava Rock as a Base	Glass (on top of Lava Rock)	Lava Stones (on top of Lava Rock)	Glass Only
16"	10 lbs	5 lbs	10 lbs	10 lbs	30 lbs
19"	10 lbs	10 lbs	20 lbs	15 lbs	40 lbs
25"	15 lbs	15 lbs	30 lbs	20 lbs	70 lbs
29"	20 lbs	20 lbs	40 lbs	25 lbs	90 lbs
33"	25 lbs	25 lbs	50 lbs	30 lbs	110 lbs
34"	30 lbs	25 lbs	60 lbs	30 lbs	120 lbs
44"	45 lbs	35 lbs	70 lbs	50 lbs	200 lbs

SQUARE FIRE PIT

ID of Fire Pit	Lava Rock Only	Lava Rock as a Base	Glass (on top of Lava Rock)	Lava Stones (on top of Lava Rock)	Glass Only
20"	10 lbs	10 lbs	20 lbs	15 lbs	50 lbs
26"	15 lbs	15 lbs	30 lbs	20 lbs	90 lbs
32"	25 lbs	25 lbs	50 lbs	30 lbs	130 lbs
38"	30 lbs	30 lbs	60 lbs	35 lbs	190 lbs

H DROP-IN				H FLAT				PRO SERIES - H FLAT			
Pan Size	Lava Rock	Glass	Lava Stones	Pan Size	Lava Rock	Glass	Lava Stones	Pan Size	Lava Rock	Glass	Lava Stones
24 x 12	20 lbs	40 lbs	20 lbs	24 x 14	20 lbs	50 lbs	20 lbs	30 x 10	20 lbs	40 lbs	20 lbs
30 x 12	20 lbs	50 lbs	20 lbs	30 x 14	20 lbs	60 lbs	20 lbs	36 x 10	20 lbs	50 lbs	20 lbs
36 x 14	30 lbs	70 lbs	30 lbs	36 x 14	30 lbs	70 lbs	30 lbs	48 x 10	30 lbs	60 lbs	30 lbs
48 x 14	40 lbs	90 lbs	40 lbs	48 x 14	40 lbs	90 lbs	40 lbs	60 x 10	40 lbs	80 lbs	40 lbs
60 x 16	50 lbs	130 lbs	50 lbs	60 x 16	50 lbs	130 lbs	50 lbs	72 x 10	50 lbs	100 lbs	50 lbs
72 x 16	60 lbs	150 lbs	60 lbs	42 x 16	60 lbs	150 lbs	60 lbs	96 x 10	60 lbs	130 lbs	60 lbs
84 x 16	70 lbs	180 lbs	70 lbs	84 x 16	70 lbs	180 lbs	70 lbs				
96 x 16	80 lbs	200 lbs	80 lbs	96 x 16	80 lbs	200 lbs	80 lbs				

T DROP-IN				T FLAT			
Pan Size	Lava Rock	Glass	Lava Stones	Pan Size	Lava Rock	Glass	Lava Stones
24 x 6	10 lbs	20 lbs	10 lbs	24 x 8	10 lbs	30 lbs	10 lbs
30 x 6	10 lbs	30 lbs	10 lbs	30 x 8	20 lbs	30 lbs	20 lbs
36 x 6	10 lbs	30 lbs	10 lbs	36 x 8	20 lbs	40 lbs	20 lbs
48 x 6	20 lbs	40 lbs	20 lbs	48 x 8	20 lbs	50 lbs	20 lbs
60 x 6	20 lbs	50 lbs	20 lbs	60 x 8	30 lbs	60 lbs	30 lbs
72 x 6	20 lbs	60 lbs	20 lbs	72 x 8	30 lbs	80 lbs	30 lbs
84 x 6	30 lbs	70 lbs	30 lbs	84 x 8	40 lbs	90 lbs	40 lbs
96 x 6	30 lbs	80 lbs	30 lbs	96 x 8	40 lbs	100 lbs	40 lbs



Gas Pipe Sizing Charts



NATURAL GAS (NG)									
Pipe Length (ft.)	1/2"	3/4"	1"	1- 11/4"	1-11/2"	2"	2- 21/2"	3"	4"
10	108	230	387	793	1237	2259	3640	6434	-
20	75	160	280	569	877	1610	2613	5236	9521
30	61	129	224	471	719	1335	2165	4107	7859
40	52	110	196	401	635	1143	1867	3258	6795
50	46	98	177	364	560	1041	1680	2936	6142
60	42	89	159	336	513	957	1559	2684	5647
70	38	82	149	317	476	896	1447	2492	5250
80	36	76	140	239	443	840	1353	2315	4900
90	33	71	133	275	420	793	1288	2203	4667
100	32	68	126	266	411	775	1246	2128	4518
125	28	60	117	243	369	700	1143	1904	4065
150	25	54	105	215	327	625	1008	1689	3645
175	23	50	93	196	303	583	993	1554	3370
200	22	47	84	182	280	541	877	1437	3160
300	17	37	70	145	224	439	686	1139	2539

Natural Gas (NG) flow is given in thousands of BTU/hr. One cubic foot of NG gas - 1000 BTU.

Nominal pressure at the burner for Natural Gas is 3.5" of water column. (Typical machine supply 5" - 7").

Pipe length must include additional length for all fittings. Add approximately 5 feet of pipe per fitting.

Natural Gas Example: A machine with a burner that requires 440,000 BTU would need a 1 - 1/4" pipe for a 20' long run.

PROPANE GAS (LP)									
Pipe Length (ft.)	1/2"	3/4"	1"	1- 11/4"	1-11/2"	2"	2- 21/2"	3"	4"
10	275	567	1071	2205	3307	6221	10140	17990	35710
20	189	393	732	1496	2299	4331	7046	12510	25520
30	152	315	590	1212	1858	3465	5695	10110	20620
40	129	267	504	1039	1559	2992	4778	8481	17300
50	114	237	448	913	1417	2646	4343	7708	15730
60	103	217	409	834	1275	2394	3908	6936	14150
70	89	185	346	724	1086	2047	3329	5908	12050
80	78	162	307	630	976	1811	2991	5309	10830
90	69	146	275	567	866	1606	2654	4711	9613
100	63	132	252	511	787	1496	2412	4281	8736
125	54	112	209	439	665	1282	2083	3618	7382
150	48	100	185	390	590	1138	1808	3210	6549
175	43	90	168	353	534	1030	1637	2905	5927
200	40	83	155	325	491	947	1505	2671	5450
300	37	77	144	303	458	887	1404	2492	5084

Liquid Propane (LP) flow is given in thousands of BTU/hr. One cubic foot of NG gas - 2516 BTU.

This chart refers to low pressure LP, after regulation, standard nominal pressure at the burner for Liquid Propane Gas is 11" of water column

Pipe length must include additional length for all fittings. Add approximately 5 feet of pipe per fitting.

Liquid Propane Example: A machine with a burner that requires 440,000 BTU would need a 1" pipe for a 20' long run.

NOTE: The sizing charts above list the specific pipe sizes required for the amount of BTU's for a new gas line installations. If you are using an existing gas line you must take into consideration the existing gas line capacities to ensure you will have proper pressure.

This chart is for reference only, we recommend you consult with a Licensed Plumber/Gas Fitter or NFPA54 (National Fuel Gas Code - current edition) for more details.



The best room in the house
Isn't in the house at all.



FIREGEAR

Tech & Sales | 800.966.8126

firegearoutdoors.com

14520 Delta Ln - Suite 105 | Huntington Beach | California, 92647

ver. 101922