


# NightGlow/Starlight/Twilight Installation

## INSTRUCTION SHEET

---

### TOOLS NEEDED

- #2 Phillips Screw Driver
- Drill



- (4) ZCMS 3" Mounting Straps
- (4) 10-32 x 3/8" Phillips Machine Screw
- (4) 10-32 Lock Washer
- (4) #8 Flat Head Phillips 2" Sheet Metal Screw
- (4) #10 SAE Flat Washer

### STEP 1

Inventory parts included with kit.





### STEP 2

Determine which mounting system will be used. The standard mounting system, SMS, is using the four sheet metal screws through the pre-drilled holes on both sides of the frame, 2 on each side. If using the mounting bracket system, MBS, measure fireplace opening to find the best location for mounting brackets.

### Step 3 SMS

Locate the four holes in the side of the frame and insert sheet metal screws in each of the four holes. Keep the screw flush with the outside edge of the frame.



### STEP 4 SMS

Place the Arlington in the fireplace opening and align. Once aligned, use the drill to zip screws into place.



### STEP 3 MBS

Attach L brackets to the sliding brackets in the inner frame using 1/2" screws with washer.



### STEP 4 MBS

Place the Arlington in the fireplace opening and align. Once aligned, use the drill to zip screws into place.

## Care & Cleaning

Never use an abrasive polish on the finish on your firescreen— clean with a mild soap solution and a soft cloth then dry. Use a mild soap solution to remove any stubborn stains from the glass, then follow with a dampened towel, followed by a dry towel. Do not use ammonia or ammonia-based glass or household cleaners to clean the glass or the firescreen, as these types of cleaners may damage the finish of your firescreen. Minor finish scratches can be removed by applying lemon oil. **DO NOT CLEAN GLASS WHEN HOT OR BREAKAGE MAY OCCUR.**

Building a fire. **WARNING:** Never use gasoline, gasoline-type lantern fuel, kerosene, charcoal lighter fluid, or similar liquids to start or “*freshen up*” a fire. Keep all such liquids well away from the fireplace while it is in use.

**WARNING:** Do not place combustible material close to fireplace opening. Close the curtain mesh and keep closed while the fire is burning to prevent any sparks or hot coals from escaping the fireplace. You may also wish to close the glass doors, but do so only after allowing the doors to warm up and only if the fire is not *too large*. The flames of the fire should never be allowed to come any closer than about 8” inches from the glass doors.

**WARNING:** Operate only with both doors fully open or fully closed to reduce the risk of smoke and flame spillage. Avoid building a fire that is especially large or hot. The tempered glass in the doors and the finish on your firescreen should be able to withstand temperatures as high as **375° F** without sustaining any damage. Temperatures as high as this or higher are not likely to occur with normal use. Should a fire become too large or hot, open both glass doors all the way - this will quickly reduce the interior heat of the fireplace. For extreme cases, a light spray of water directly on the fire will help to quickly reduce its temperature and size. Use a poker to push the wood to the back of the fireplace and tend the fire until its size is reduced.

**WARNING:** Never allow any cold objects or water to come into contact with the glass in the doors when hot or breakage may occur.

**IMPORTANT PRE-INSTALL CLEANING NOTE:** Hydrochloric (muriatic) acid is often used by builders to clean excess mortar from new fireplaces. The fumes from this acid are *highly corrosive* and will damage the finish of your fireplace equipment unless neutralized. This corrosive action can last for *many years if not neutralized*. To neutralize, wash masonry with ammonia water and rinse thoroughly with water. Any acidic or caustic material used around your fireplace can damage the finish of your firescreen. This includes some mortars or sealants that may be used to install and seal firescreens and some paints used on fireplace faces. Portland Willamette assumes *no responsibility* for these damages.

### Firescreen Limited Warranty

The manufacturer warrants to you, the original retail purchaser only, that your firescreen will be free of defects in material and workmanship at the time of your purchase from an authorized dealer or distributor for a period of one year beginning with the date of purchase.

At any time during this stated period, should any of the parts be found to have been defective in material or workmanship at the time of purchase, the manufacturer will repair or replace same at no cost to purchaser. However, purchaser must pay labor and transportation costs for removal and return of the firescreen, or its parts, to the manufacturer, as well as labor costs for reinstallation of the repaired unit. Proof of purchase must accompany the returned product. If you believe the product is defective, notify your dealer who can assist you in returning it to the manufacturer whose address is: Fireplace Doors Online, 21701 Route 6, Warren, PA, 16365.

In case of breakage of a pane of glass on the firescreen, these are warranted to the original purchaser against breakage for as long as you own the firescreen in the original installation. Fireplace Doors Online's liability under this warranty is limited to replacement, without charge, except for transportation and installation labor, of the glass panels in the event of breakage, upon receipt of notice in writing, to Fireplace Doors Online or their authorized dealer of such breakage. This warranty shall not apply to any firescreen panel of glass which, in Fireplace Doors Online's judgment has been subject to misuse, negligence or accident.

**FIREPLACE DOORS ONLINE LIMITS THE DURATION OF THE IMPLIED WARRANTY OF MERCHANTABILITY TO THE PERIOD SET FORTH ABOVE, APPLICABLE TO THE PARTS AS SPECIFIED, AND OTHERWISE DISCLAIMS ALL IMPLIED WARRANTIES WITH RESPECT TO THE FIRESCREEN AND ITS PARTS.** Some states disallow certain limitations on implied warranties, so you should consult your state law if you have a question regarding this limitation and disclaimer.

The manufacturer disclaims any and all liability for incidental, consequential, special or indirect damages arising out of any claimed breach of warranty or otherwise. However, some states do not allow exclusion or limitation of such damages so this disclaimer may not apply to you.

The remedy provided in this limited warranty for a defective firescreen is purchaser's sole and exclusive remedy subject to your state law. Further, this warranty gives you specific legal rights and you may also have other rights which vary from state to state.